

DASHBOARD NEW YORK CITY

Private Sector

TOTAL JOBS



4.2 million (Q4 2014)
to 4.3 million (Q4 2015)

CHANGE IN EMPLOYMENT BY SECTOR

Sector	Total	Change
Financial Services	337,900	11,500 ↑
Healthcare	685,500	27,900 ↑
Media / Publishing	187,200	1,000 ↑
Business Services	701,400	17,900 ↑
Leisure & Hospitality	430,500	14,300 ↑
Retail	369,900	4,900 ↑
Government	552,400	2,200 ↑
Construction	136,300	6,100 ↑
Education	214,600	400 ↑
Real Estate	124,800	800 ↑
Manufacturing	74,400	-1,300 ↓
Other	464,900	8,500 ↑

UNEMPLOYMENT RATE



NUMBER OF LONG-TERM UNEMPLOYED



NUMBER OF JOB OPENINGS

Q4 2014: 104,000
Q4 2015: 127,000



COMMERCIAL VACANCY RATE IN MANHATTAN



COMMERCIAL RENT IN MANHATTAN



TOTAL VC INVESTMENT
Downstate New York



VC INVESTMENT IN SOFTWARE AND IT SERVICES
Downstate New York



BLOOMBERG INDEX



The Bloomberg Index tracks the share prices of 100 of the largest companies headquartered in the greater New York City area.



AVG. HOME SALE PRICE



Includes condos, co-ops, and 1-3 family dwellings

DASHBOARD NEW YORK CITY

Public Sector

CITY REVENUE

↑ 6.5%

The increase in revenue was primarily driven by increases in property tax receipts.

CITY SPENDING

↑ 7.5%

The increase in spending was primarily driven by higher personal service costs.

CITY BUDGET OPERATING SURPLUS

\$2.8 billion

For the period October–December 2015

This represents a \$29 million increase over the same period in 2014.

SALES TAX RECEIPTS

↑ 3.6%

HOMELESS IN SHELTERS

↓ 0.5%

RESIDENTIAL CONSTRUCTION PERMITS

↑ 59.9%

REPORTED VIOLENT CRIMES

↑ 4.9%

REPORTED NON-VIOLENT CRIMES

↑ 1.1%

Historical Comparison

1995-PRESENT

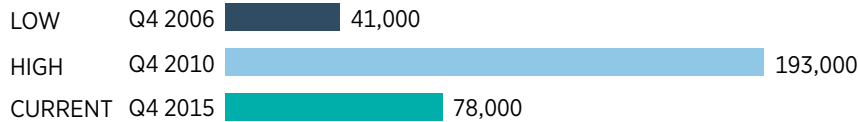
TOTAL JOBS



UNEMPLOYMENT RATE



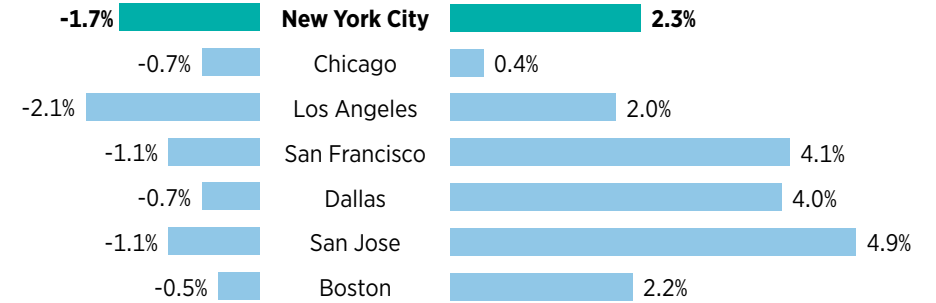
NUMBER OF LONG-TERM UNEMPLOYED



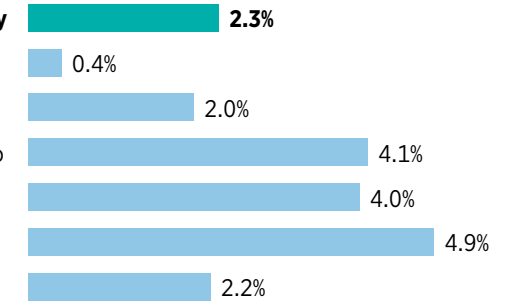
Q4 2014 TO Q4 2015 COMPARISON

Competitor Cities

UNEMPLOYMENT RATE CHANGE



OVERALL EMPLOYMENT GROWTH RATE



LABOR FORCE PARTICIPATION



Labor Force Participation refers to the percentage of the working age population (aged 16-64) either working or actively looking for work. These rates reflect October-December 2015.

VC INVESTMENT GROWTH RATE

