



Regional Economic
Development Councils

State of the Region:

NEW YORK CITY

2019 Progress Report



NEW YORK CITY REGIONAL ECONOMIC DEVELOPMENT COUNCIL MEMBERS

Regional Co-Chairs

Winston Fisher
Partner, Fisher Brothers

Cheryl A. Moore
President & COO, New York Genome Center

Appointed Members

Stuart Appelbaum
President, RWDSU

Wellington Chen
Executive Director, Chinatown Partnership

Cesar J. Claro
*President & CEO, Staten Island Economic
Development Corporation*

Carol Conslato
Co-chair Queens Chamber of Commerce Foundation

Faith C. Corbett
*Assistant Vice President, Public Affairs and
Partnerships, City Tech, CUNY*

Lisa Futterman
*Regional Director New York City, Workforce
Development Institute*

David Garza
Executive Director, Henry Street Settlement

Steve Hindy
Co-founder and Chairman, Brooklyn Brewery

Dr. Marcia V. Keizs
President, York College

Andrew Kimball
CEO, Industry City

Kenneth Knuckles
Vice Chair, New York City Planning Commission

Gary LaBarbera
*President, Building and Construction Trades Council
of Greater New York*

Nick Lugo
*President, New York City Hispanic Chamber
of Commerce*

Carlo Scissura, Esq.
President & CEO, New York Building Congress

Douglas C. Steiner
Chairman, Steiner Studios

Marcel Van Ooyen
Executive Director, Grow NYC

Jessica Walker
President and CEO, Manhattan Chamber of Commerce

Sheena Wright
President & CEO, United Way of New York City

Kathryn Wylde
President & CEO, Partnership for New York City

Kinda Younes
Executive Director, ITAC

Ex-Officio Members

Vicki Been
Deputy Mayor of New York City

Ruben Diaz Jr.
Bronx Borough President

Eric Adams
Brooklyn Borough President

Gale A. Brewer
Manhattan Borough President

Melinda Katz
Queens Borough President

James Oddo
Staten Island Borough President

Table of Contents

- MESSAGE FROM THE CO-CHAIRS..... 3**

- I. EXECUTIVE SUMMARY 4**

- II. PROGRESS..... 9**
 - General Progress in the Region 10
 - Status of Past Priority Projects..... 14
 - Status of All Projects Awarded CFA Funding 28

- III. IMPLEMENTATION AGENDA 31**
 - Affordable, High-Quality Child Care 32
 - Economic and Environmental Justice Strategy..... 38
 - Building Momentum in New York City’s Life Sciences Industry..... 42
 - Opportunity Zone Updates..... 46
 - Update on Existing Regional Priorities 56
 - Additional Ongoing Initiatives..... 58

- IV. PROJECTS..... 65**
 - Priority Project Descriptions 66
 - Geographic Distribution of Proposed Priority Projects 80
 - Priority Project Crosswalk 82

- V. PARTICIPATION..... 90**
 - Work Groups 91
 - Public Outreach and Engagement..... 93

- VI. DOWNTOWN REVITALIZATION INITIATIVE ROUND FOUR...94**

- VII. APPENDIX..... 100**

- Photo credits 162



MESSAGE FROM THE CO-CHAIRS

Governor Cuomo and President & CEO Designate Gertler:

On behalf of the New York City Regional Economic Development Council, we are pleased to submit our 2019 Progress Report, including the council's proposed priority projects for 2019.

Our report details the REDC's continued efforts to work with new community stakeholders and business sectors in order to implement our regional plan and to secure the best possible applications for state support. We highlight projects that align with Governor Cuomo's life sciences program, the Downtown Revitalization Initiative, workforce development strategies and projects which are necessary to maintain and expand mid-wage jobs across the state and city.

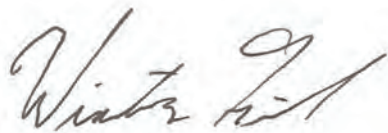
Through the combined efforts of regional council members, state agencies, local elected officials and community leaders, we conducted widespread outreach about state programs and funding opportunities, resulting in a strong pipeline of projects that will contribute to economic opportunity and workforce development in the region. As a result, the REDC received 307 finalized applications this year, including 103 first-time applicants.

In support of the governor's focus on Workforce Development, Child Care, and Economic and Environmental Justice, we convened work groups of subject matter experts to develop recommendations that are included in this Progress Report. We also identified and recommended a very promising target for this year's Downtown Revitalization Initiative.


We are grateful to Lieutenant Governor Kathy Hochul for her leadership in chairing all ten REDCs across the state, as well as to our council members, as they continue to be deeply engaged and supportive of the REDC and CFA process.

The regional councils have been a remarkable contribution of your administration to establishing a more transparent and inclusive economic planning and development process in New York state. We thank you for your continued commitment to strengthening the city's economy through the REDC process, which we are proud to be a part of.

Sincerely,



Winston Fisher
Partner
Fisher Brothers



Cheryl A. Moore
President & COO
New York Genome Center



PART ONE

Executive Summary

It's ok to

Leasing Office
Open 7 Days a Week

The New York City region has been awarded \$549.6 million over eight funding rounds to create and retain over 37,000 jobs and leverage \$4.3 billion in private and other public investment.

New York City represents 5% of U.S. economic output but its contribution to both the state and national economies is significantly enhanced due to its status as a major headquarters city for multiple industries and as a global hub of innovation. New York City continues to benefit from forces of globalization and technical revolution that are attracting talent—especially young people—to cities. The New York City Regional Economic Development Council (REDC) is dedicated to supporting these positive trends, while simultaneously spreading the benefits of growth and prosperity to the city’s substantial population that is living in poverty.

The strength of the city’s economy is evident across a wide variety of measures, with economic output up 46% since 2011 and unemployment at a historic low of 4.2%. There are fiscal and economic challenges, however, that threaten the continued vitality of the city:

- Residents’ economic outcomes continue to be strongly influenced by their race, gender and family income level.
- Educational institutions need better connections to New York’s employers to facilitate collaboration on curriculums and ensure that students are prepared to fill the most in-demand positions.
- The cost of housing is a persistent burden for many residents, and the city is becoming increasingly unaffordable for middle-income families.

- Recent changes to federal immigration policies are contributing to instability in New York, long dependent on immigrants to fuel innovation, small business growth and fill labor needs. In just two years, net international immigration in the state dropped 21%.
- Although the city’s economy is strong, the threat of a national or global recession is more pronounced now than it has been in years, causing businesses to revise their growth projections, tighten hiring and invest less in growth strategies.

The REDC has developed a strategic plan and priorities for project selection that focuses on inclusive economic growth. It supports strategic growth and job creation in the most promising sectors throughout the five boroughs, while seeking to ensure that the benefits of these investments are shared across the city’s population and in neighborhoods where there has been historic underinvestment.

Through the statewide REDC and Consolidated Funding Application (CFA) process, the New York City region has been awarded \$549.6 million in the first eight funding rounds. Funded projects will create and retain over 37,000 jobs and result in more than \$4.3 billion in private and other public investment. In 2019, the REDC continued to conduct outreach to organizations, community leaders and elected officials across the five boroughs to explain the work of the REDC and the CFA funding process and encourage a greater diversity of applications for state funding.



The temporary catering facility at Great Performances in the Bronx

Here are a few examples of what has been accomplished, thanks to state support, in the eighth year of the Strategic Plan:

The National Urban League is moving forward with a long-planned mixed-use development in Harlem. Along with housing its headquarters, the development will include affordable housing, office space for local nonprofits and New York’s first civil rights museum.

Empire Outlets, New York City’s first outlet shopping center, opened for business in May along Staten’s Island North Shore waterfront. When construction is fully complete later this year, over 1,300 jobs will have been created. The shopping center will host 100 retailers, a food and beverage deck overlooking the harbor, and areas for special events.

In May, **Exalt** officially opened their new facility in Lower Manhattan, providing mentoring, career readiness programming and internships to court-involved young people. Since the organization’s inception, 95% of program participants do not recidivate two years after completion and 99% remain in school.

Project completion is expected by the end of 2019 for woman-owned **Great Performances’** new catering facility in the Bronx, almost doubling the size of their former location in Manhattan. Once complete, it will accommodate hiring an additional 200 individuals.

Ground breaking took place in May 2019 for the **Taystee Lab Building**, situated on the site of the former Taystee Bakery, in Harlem. The tech-enabled space will accommodate a range of tenants, including life sciences companies and manufacturing businesses.



Empire Outlets, New York City’s first outlet shopping center

For the coming year, priority projects that are recommended in this progress report include:

In alignment with the governor’s focus on increasing the availability of affordable, high-quality child care, the REDC recommends capital funding for **St. Nicks Alliance** to renovate the School Settlement Building, in order to expand the programming for preschool and school-age children along with other community services currently offered; renovations to the **Queens Community House**, which offers a free after-school program for neighborhood children, internships for high school students and services for recent immigrants; and, the new Family Center for Wellbeing and Happiness being developed by the **Lower East Side Girls Club**. The new center will offer educational programming and “Safe Sitter” training, including first aid and CPR for nannies and babysitters.

Consistent with the continued focus on building the life sciences sector in the region, the REDC supports capital funding for expansion of office and lab space for **TARA Biosystems**, a biotech company focused on cardiac tissue models used in testing the efficacy of new treatment protocols; a new research facility developing precision medicine at the **New York Stem Cell Foundation**; and, a butterfly vivarium at the **American Museum of Natural History**, a major contribution to the museum’s scientific research capabilities and public programming.

In the Bronx, the REDC recommends capital funding for the **Universal Hip Hop Museum**, the first museum in the world dedicated to the preservation and celebration of hip-hop history and culture. Anchored in

the birthplace of the hip-hop culture, the museum will create educational and entertainment experiences, as well as incorporate an in-house museum jobs training program. This project will bring a compelling tourism destination to the Bronx.

To support workforce development programming in the region, the REDC recommends capital funding for the Brownsville Industrial Center being developed by the **Greenpoint Manufacturing and Design Center**, which will offer affordable space to small manufacturers along with affordable and supportive housing and a community facility on the same site through a partnership with The Bridge, and the renovation of **Emerald Isle Immigration Center** to offer additional employment services to recent immigrants, including ESL classes, technical skills development and a library. Two projects focused on expanding access for underrepresented communities of color to careers in the arts and welding—the **Apollo Theatre’s** Job Readiness Pathway to the Arts program and the **Maspeth Arts Welding Fellowship**—are also recommended for funding.

The REDC proposes funding for two organizations that offer programming to support girls from underserved communities. **Digital Girl** is dedicated to empowering girls who are interested in STEM and is building out a new facility at the Bedford-Union Armory. The new space will include a technology lab and classroom space. **Girls Write Now**, New York City’s only writing and mentoring organization for girls, is seeking funding to support its Writing Works Initiative. The initiative offers writing-focused workshops, professional development training, and job and internship placements.

In Staten Island, the REDC recommends support for construction of an ADA-compliant boardwalk and viewing platform at the **Snug Harbor Cultural Center & Botanical Garden**.

Supporting the governor’s commitment to ensuring that strong environmental justice policies influence economic development efforts, the REDC recommends capital funding for the **Greater Jamaica Development Corporation’s** industrial development projects that will redevelop three underutilized buildings to offer affordable spaces for small-batch manufacturing. The renovations will include the installation of solar panels and a green roof. The REDC also supports funding for the **Northfield Community LDC** to



Opening the new Exalt facility in Lower Manhattan

advance the recommendations of the Port Richmond brownfield opportunity area study. The recommendations include development of a clean-up plan, preliminary design work for affordable housing on the site and a maritime workforce needs assessment.

In Queens, the REDC recommends Market NY funding for **Flushing Town Hall**, a multi-disciplinary arts and culture venue, enabling it to attract a larger number of tourists and residents to the area. The REDC also proposes funding for a master planning project for **GallopNYC**, a nonprofit organization offering therapeutic riding programs to individuals with disabilities.

Building on the 2018 Downtown Revitalization Initiative (DRI) designation, the **Downtown Brooklyn Partnership** is undertaking a study to identify the barriers for startups and growing companies to expand in Downtown Brooklyn and assess real estate and programmatic resource gaps in the neighborhood. The REDC recommends funding to support this study.

Finally, the REDC is excited to recommend Market NY funding for expanding the reach of **CURLFEST**, the largest natural hair gathering in the world. The funding will support engaging schools and workplaces on inclusion year-round, as well as operational capacity for the annual event.

Further details on these and other projects are presented throughout this report. These projects advance the goals of the REDC and those that Governor Cuomo set forward for inclusive economic growth.





PART TWO

Progress

New York City accounts for 57% of statewide economic output. The REDC seeks to ensure the continued growth in jobs and economic activity across the five boroughs, with a focus on preparing all residents for employment and on attracting jobs that pay a living wage.

General Progress in the Region

GENERAL ECONOMY

New York City's private sector added over 80,000 jobs in 2018 for the eighth straight year, while private establishments and economic output reached all-time highs (figures 1, 2, 3). The financial services sector remains the city's anchor industry, generating 22% of private sector economic output and 28% of the city's private sector payroll. The fastest job growth continues to be in technology-related industries, with a 53% increase in high-tech jobs just since 2011 (figure 4). Growth has also been fueled by record levels of venture capital investment for startups (figure 5). However, New York City typically experiences a large outward migration of residents to other parts of the country. This threatens the city's future growth, especially with foreign immigration slowing down in recent years (figure 6).

The unemployment rate is now lower than it was before the Great Recession but does not tell the full story (figure 7). Over 186,000 New Yorkers have stopped looking for work or are involuntarily working part-time. After including these people, the unemployment rate more than doubles, but is still trending downward (figure 8).

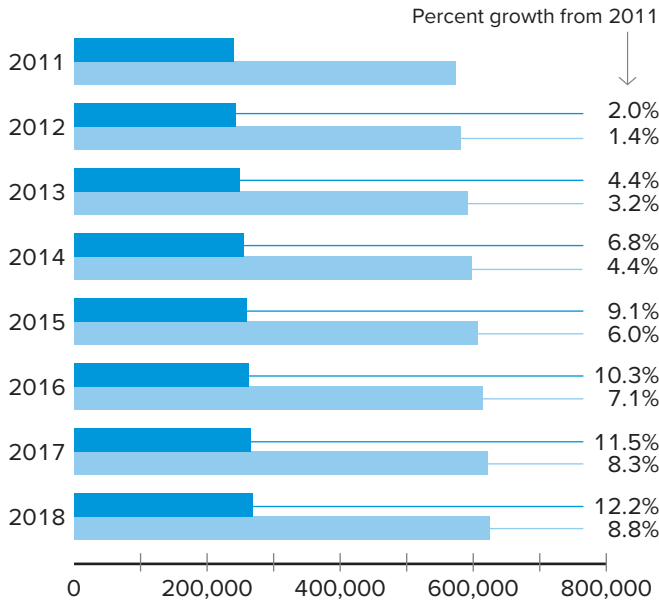
QUALITY OF LIFE INDICATORS

Despite a strong economy, many New Yorkers are struggling. New York City generates 57% of statewide economic output, but it is also home to 56% of New Yorkers living in poverty. New York City's poverty rates are higher than the statewide average and are alarmingly high among children (figures 9, 10). While public high school graduation and college readiness rates are improving, less than half of students are prepared for college (figures 11, 12). At the same time, New York City employers posted 307,000 job openings in June 2019, evidence that local businesses have hiring needs that New Yorkers are not prepared to fill.

GENERAL ECONOMY

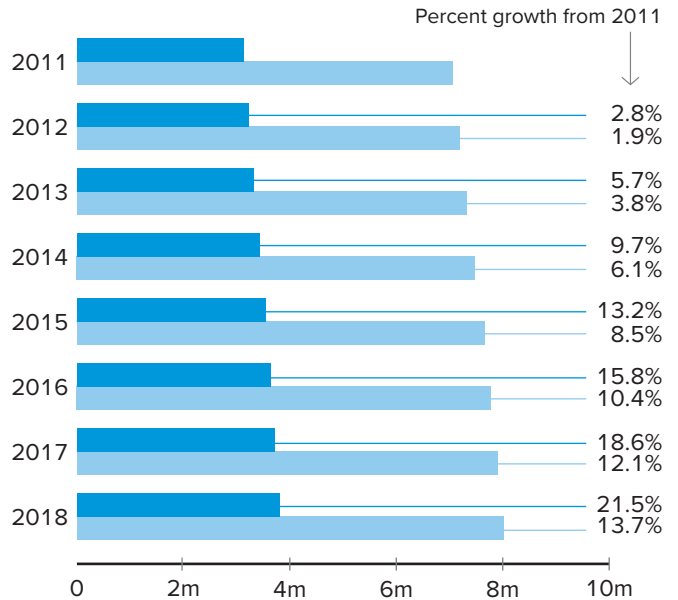
■ New York City ■ New York State

1. Number of Private Establishments



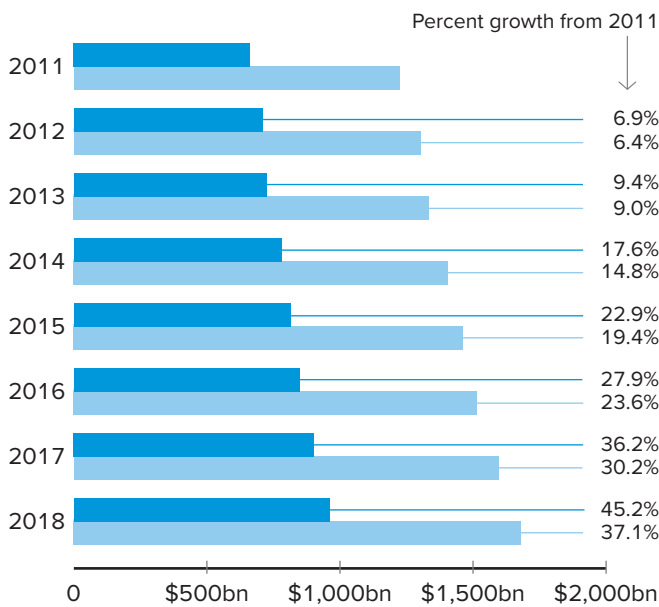
Source: New York State Department of Labor, Quarterly Census of Employment and Wages

2. Average Annual Private Sector Employment



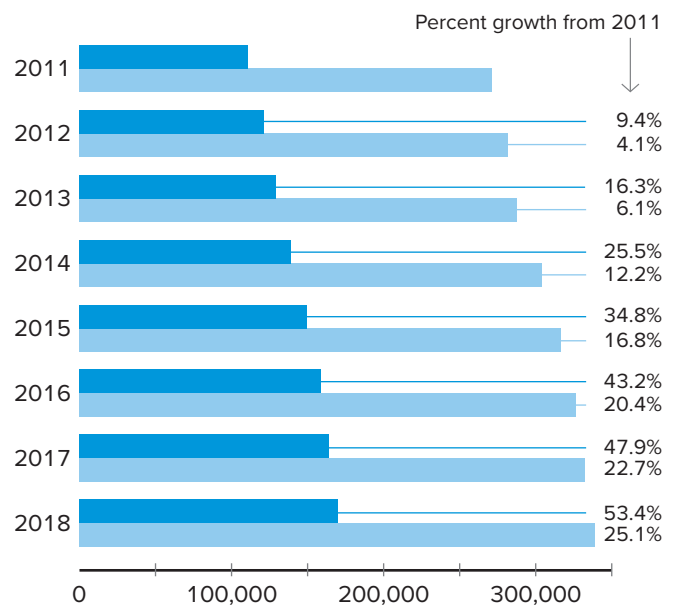
Source: New York State Department of Labor, Quarterly Census of Employment and Wages

3. Gross Regional Product



Source: EMSI
Note: Figures are nominal (not adjusted for inflation)

4. Tech Employment

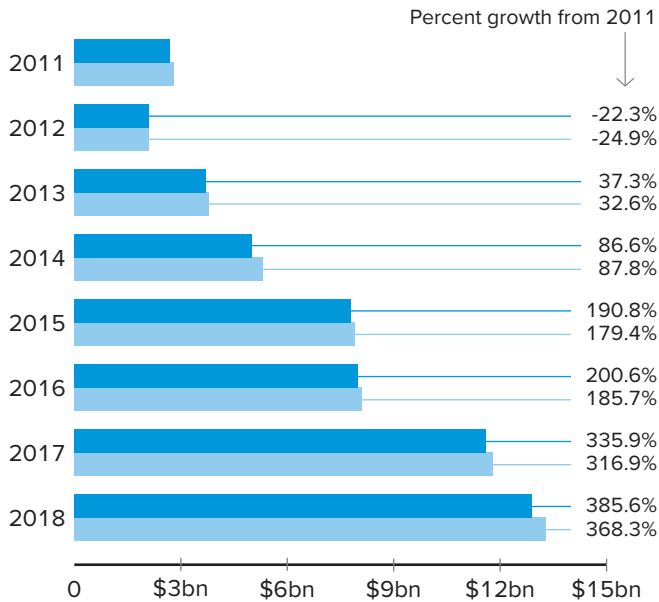


Source: EMSI

GENERAL ECONOMY

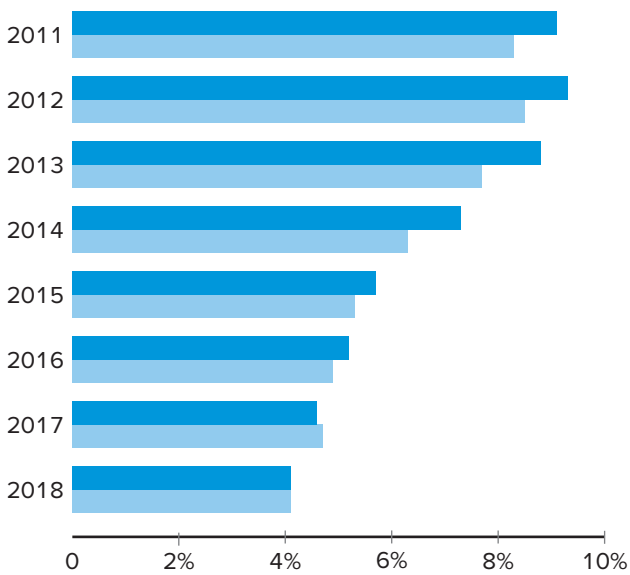
■ New York City ■ New York State

5. Venture Capital Investment



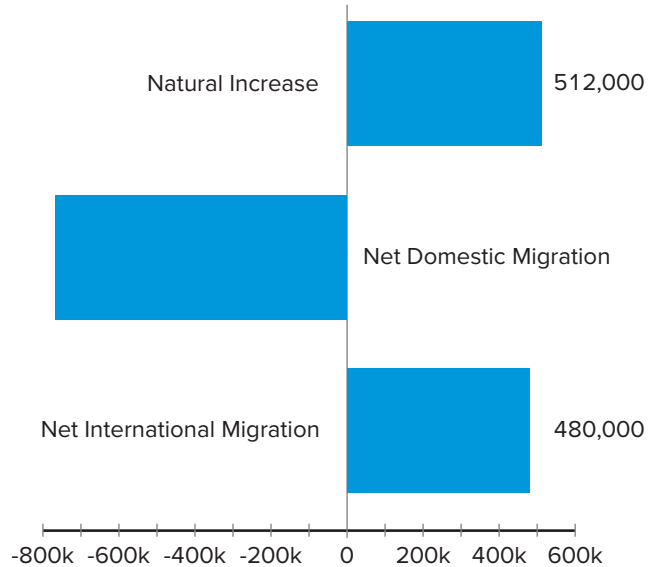
Source: PwC/CB Insights Money Tree Explorer

7. Unemployment Rate



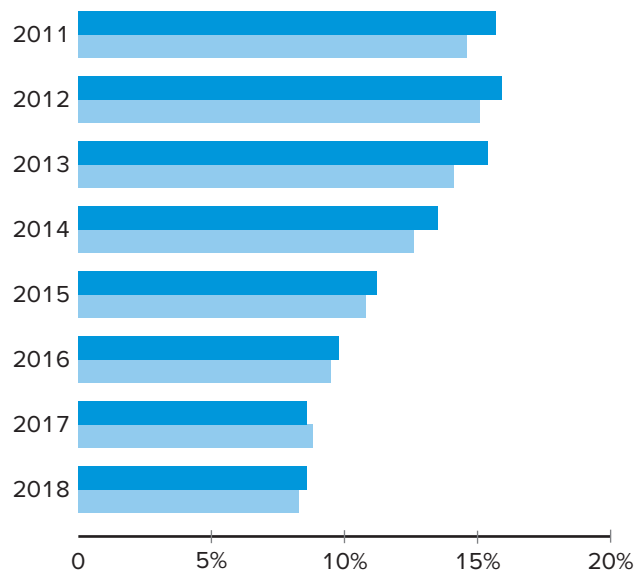
Source: New York State Department of Labor, Local Area Unemployment Statistics Program

6. New York City Migration, 2010–2018



Source: NYC Department of City Planning

8. Underemployment Rate (U-6 Unemployment Rate)

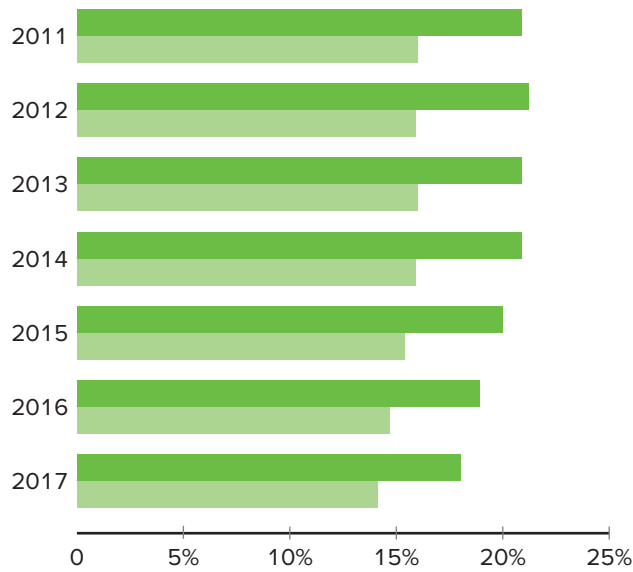


Source: U.S. Census, Current Population Survey

QUALITY OF LIFE

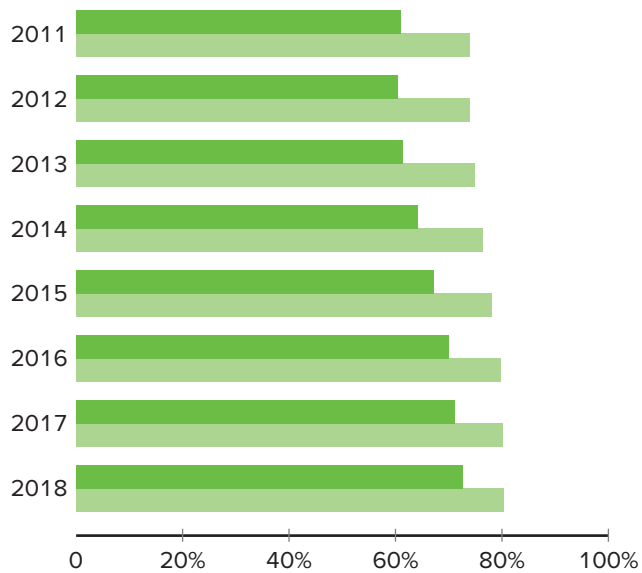
■ New York City
 ■ New York State

9. Share of Residents Living in Poverty



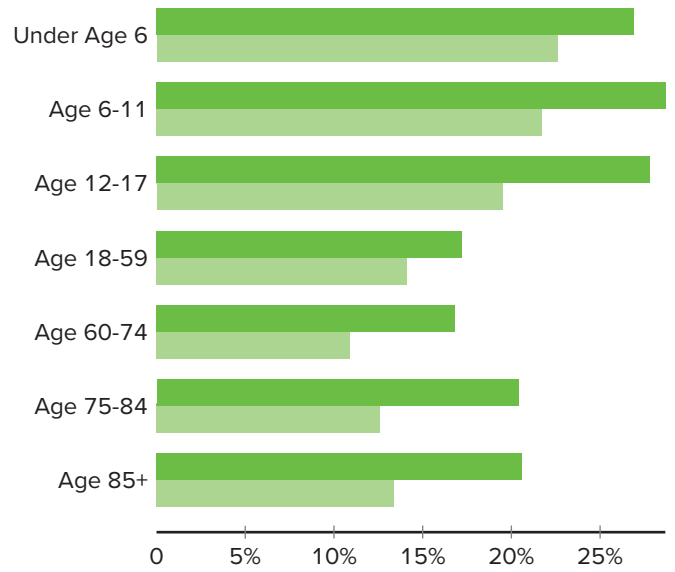
Source: U.S. Census, American Community Survey

11. Public High School Four-Year Graduation Rate



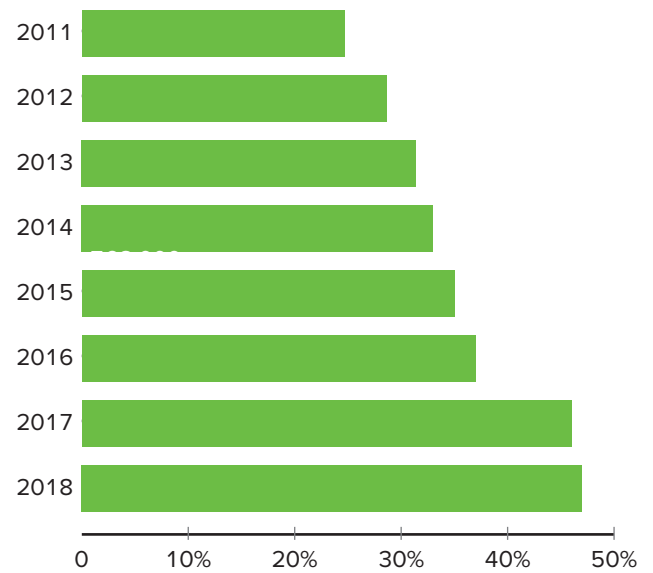
Source: NYC Department of Education; NYS Education Department

10. Poverty Status by Age



Source: U.S. Census, American Community Survey, 2017

12. College Readiness Rate



Source: NYC Department of Education



Status of Past Priority Projects

The following is an update on selected priority projects included in the REDC Strategic Plan, as amended by annual progress reports. They reflect significant progress toward achieving the REDC's goals for job creation, workforce development and economic development.

ROUND I

The Green Manufacturing Center, a 260,000-square-foot, multi-tenant modern industrial facility, was completed in 2016, with a total project cost of \$69 million. Tenants include Crye Precision, a designer and manufacturer of combat apparel; New Lab, a high-tech design and prototyping center; Brooklyn Roasting Company, a coffee roaster that supports sustainable, environmentally friendly farming and fair trade; and Bednark Studio, a premier design and fabrication studio. The center houses 800 new jobs across all tenants. The Brooklyn Navy Yard Development Corporation received \$18 million in state support for the project, including a \$1 million ESD Downstate Revitalization Fund grant, a \$5 million ESD grant and a \$12 million New Markets Tax Credit allocation.

The former Taystee Bakery Complex in West Harlem is being redeveloped into a new first-class mixed-use building with 350,000 square feet of commercial, manufacturing, a nonprofit community facility and retail space by Janus Partners LLC. **The Taystee Lab Building** was re-engineered to be fully adaptable to life sciences tenants. The project will provide a cultural and physical bridge between the iconic Apollo Theater and West 125th Street entertainment district and the new City College and Columbia University developments near western 125th Street. The project was awarded \$10 million in ESD grant assistance in Round I of the CFA that will result in a total investment of more than \$350 million and create 440 new jobs. Janus Partners began excavation in July 2018 and has completed construction financing for the project. Lieutenant Governor Kathy Hochul participated in a groundbreaking at the project site on May 9, 2019 and construction is well underway.

ROUND II

The developer of **New Lab**, Macro Sea, Inc., has opened a facility where entrepreneurs, designers, fabricators and researchers collaborate to create new products and businesses. Macro Sea transformed 84,000 square feet of space in the Green Manufacturing Center, a \$20 million capital project, creating more than 500 jobs. The company was awarded \$1.25 million in ESD grant assistance in Round II and later received an additional \$2 million in ESD assistance. New Lab is currently working with more than 130 companies.

The Steiner Studios Media Campus project received ESD grant awards in Rounds II, V and VI. Phase three, which involves the construction of new soundstages and a large site/civil infrastructure component, received a \$5 million ESD grant in REDC Round II and a subsequent \$6.3 million ESD grant between Rounds II and III. The soundstage building is completed and fully occupied by film and TV production tenants, creating over 1,000 new jobs. The infrastructure component of the project will be completed by the end of 2020. Phase four of the project received an additional \$2 million in ESD grants in Rounds V and VI (design and permitting in progress). In total, between 2016 and 2028, \$374 million in private investment and the creation of over 2,500 permanent jobs and 2,600 construction jobs will occur at Steiner Studios, contributing to the growth of the media and production industry in the state.

A \$1.5 million ESD grant for the **New York Genome Center (NYGC)** helped launch this world-class research consortium. An additional \$55.75 million in funding awarded to the NYGC by Governor Cuomo in 2014 has since been matched with private grants. The NYGC completed the build-out of its facility in June 2015. The NYGC has approximately 200 full-time employees, a research program, a clinical laboratory and cutting-edge sequencing, data analytics and technology teams. In 2017, Governor Cuomo granted \$17 million to NYGC to build infrastructure to support Johnson and Johnson Innovation's JLABS incubator program. After its launch in June 2018, the incubator houses 31 life sciences companies.

To accelerate redevelopment of the city's brownfields, the New York City Office of Environmental Remediation (OER) began funding \$3.37 million for **22 brownfield cleanup projects** citywide, sites which were vacant for many years. The project received a \$500,000 ESD grant in Round II of the CFA. The cleanup initiative paved the way for construction of 364,881 square feet of retail and commercial space; 91,599 square feet of office and hotel space; 61,913 square feet of community facility space; and 641 affordable housing units. These projects are expected to result in 1,925 construction jobs and 883 full-time equivalent permanent jobs.

ROUND III

As a result of \$5.38 million in CFA awards in Rounds III and V, an additional \$36.5 million in ESD grant assistance and \$25 million in Dormitory Authority of the State of New York (DASNY) assistance, construction is almost complete on BFC Partners' **Empire Outlets**. This project will create 1,306 new jobs, 1,267 construction jobs and, along with other state-assisted developments, will transform the St. George area of Staten Island into a new center for tourism and economic activity. Lieutenant Governor Kathy Hochul participated in a ribbon-cutting opening on May 16, 2019.

Lighthouse Point, a \$250 million mixed-use waterfront development at the base of the Staten Island Ferry Terminal, received a \$1.5 million ESD grant (subsequently converted to a loan) in Round III, \$15 million in additional ESD loans, a \$2 million ESD grant in Round VI, and a \$250,000 ESD grant in Round VII, for a total of \$18.75 million. When complete, the project is expected to create 347 new jobs and 668 construction jobs. The first phase of construction is more than 70% complete and should be ready for commercial tenant occupancy by the fall of 2019 and residential occupancy by early 2020.

ROUND IV

Building 77, an 18-story industrial building, has been transformed into a manufacturing and tech hub. The \$185 million project has added one million square feet of industrial space. The project received a \$1 million ESD grant and created 183 construction jobs with an additional 3,000 new permanent jobs once fully



National Urban League's new headquarters in Harlem

leased. The building opened in November 2017 and, as of May 2019, it is 90% leased.

The JFK Airport Exports Improvement Project, part of the governor's Global NY initiative, received a \$500,000 ESD grant. Phase one of the project by a private developer will result in the construction of a 346,000-square-foot, one-story cargo handling facility at John F Kennedy International Airport (JFK) at a total cost of \$94 million. By mid-2021, the facility is expected to handle over 300,000 tons of cargo and create 102 new jobs and 300 construction jobs.

Along the 125th Street corridor in Harlem, the historic **Victoria Theater** is being redeveloped into a \$143 million, 386,000-square-foot mixed-use building that will include a 208-room hotel and 192 residential units, 50% of which will be affordable to low- and moderate-income households. The project was awarded a \$1.5 million ESD grant, a \$2.5 million Downstate Revitalization Fund grant and a \$5 million Metropolitan Economic Revitalization Fund (MERF) loan. The project will create 373 new jobs and 580 construction jobs, with completion expected in spring of 2020 and an opening in fall of 2020.

A \$260 million development will bring the headquarters of the **National Urban League (NUL)** back to Harlem where it was founded in 1910. The project includes construction of Class A office and retail space, New York's first civil rights museum, a conference center, below-market rate office space for Harlem-based nonprofits and at least 170 units of affordable housing. Governor Cuomo signed legislation authorizing the state's Office of General Services to support the project by transferring the future NUL site to ESD. The project is receiving a \$2.5 million ESD grant from REDC Round IV and a \$2 million grant from ESD's Restore New York Communities Initiative

ROUND V

Silvercup Studios received a \$1.6 million ESD grant to expand to a new location in the Port Morris section of the South Bronx and transform a vacant warehouse into a full-service film, television and commercial production facility. The \$17.5 million project, which opened in August 2016, created 16 new jobs and provides studio space for an additional 400 production jobs annually.

The REDC awarded a \$750,000 ESD grant for the build-out of a \$6.4 million **Smart Cities Innovation Center** at New Lab in the Brooklyn Navy Yard offering facilities and services to companies that are designing and building hardware for smart cities. New York's first smart cities accelerator opened in October 2016 and will be part of an advanced manufacturing project that seeks to expand export activity through the governor's Global NY program. Eighteen companies are currently part of the Center. Some of the technologies being tested include autonomous vehicle mapping, infrastructure maintenance robotics and more.

The New York University Tandon School of Engineering partnered with Jamestown to create a tech incubator in its waterfront complex in Sunset Park, Brooklyn. Launched in October 2017, the Veterans Entrepreneurship Training program and the **Veterans Future Lab** houses workforce development programs, business incubation space and prototyping facilities. State funds supported space designed and programmed for veterans who are seeking to re-enter the workforce or start their own companies. The project received a \$1 million ESD grant. The facility officially opened on November 15, 2017.

Boyce Technologies Inc., an advanced manufacturing and life safety communications company, was awarded \$1 million in ESD grant funds and up to \$1.64 million in Excelsior Jobs Program tax credits to acquire, renovate and equip a facility in Long Island City, Queens. The \$32 million project grew into a \$40 million project that will allow Boyce to consolidate its operations and provide additional space for new machinery, product fabrication, research development, marketing, human resources and employee amenities. Through this project, Boyce has retained 58 jobs and created 41 new jobs. Renovations on the new facility are complete. Boyce Technologies has already exceeded their original job creation goals and has developed partnerships with LaGuardia Community College, Queens Technical High School and the Skillman School, a public elementary school for students with special needs.

With the Sweat Equity project, the **New-York Historical Society (N-YHS)** established the Center for Women's History, a permanent exhibition and educational center focused on women's history and labor history in New York state. The first of its kind in the nation, the project brought an additional 100,000 visitors to N-YHS during the center's first year and added over \$13 million in



Boyce Technologies facility in Long Island City, Queens

annual economic benefits to New York state. The project received a \$500,000 ESD grant and a \$500,000 Market New York grant in Round V. The center opened on April 29, 2017

ROUND VI

The Women's Housing and Economic Development Corporation (WHEDco) is designing and building the Bronx Music Hall, a 250-seat performance venue with a theater and an artistic and event space. The project received a \$2 million ESD grant and broke ground in January 2017. The Bronx Music Hall is under construction in the Bronx Commons, a mixed-use affordable housing development with retail space, outdoor plazas and amphitheater-style seating for outdoor events and performances. Bronx Commons' core and shell is 80% complete and build-out of the Bronx Music Hall's interior recently commenced. The Bronx Music Hall is scheduled for completion by the end of March 2020.

The New York Botanical Garden Conservatory is a 100-year-old structure that houses programs and exhibitions. Upgrading the building's lighting system was partially funded through a \$250,000 ESD grant in 2015. The garden was awarded \$600,000 in ESD and Market New York grant assistance to fund the LED exhibition lighting out of a total project cost of \$17.8 million. The project includes restoration of the aging conservatory dome, purchase and installation of a new boiler system, and new LED exhibition lighting. The project began in late April 2019 with completion anticipated in May of 2020.

To address the issue that the rapidly expanding **Brooklyn Navy Yard** struggles with poor access to public transportation, the Navy Yard received nearly \$1 million in ESD funding to help design and implement a modern, reliable shuttle service system that connects tens of thousands of employees and customers to multiple public transit options. The total project cost of \$4.1 million allowed for the purchase of five buses, 10 transportation shelters, a transportation software app and GPS unit, shuttle signage and wayfinding materials, as well as providing shuttle access to the NYC Ferry landing in the Navy Yard. The buses went into operation in late 2017 and NYC Ferry began service to the Navy Yard in May 2019.

The China Institute, a global nonprofit that supports New York-China relationships through educational and cultural programs, received a \$335,000 ESD grant to help finance renovation on its Washington Street space. Renovations include construction of new performance and exhibition spaces and visitor amenities. Construction will be complete by the end of 2019. The project indirectly supports the governor's Global NY initiatives with respect to New York-China trade, tourism and investment activities.

Galvanize is a Colorado-based business that was awarded a \$600,000 ESD grant to help finance the renovation of a 55,000-square-foot space as its first New York City location. The new space accommodates tech training programs, workshops, shared space for startups, along with the physical presence of industry partners and mentors such as IBM. Galvanize trains up to 500 individuals annually. It has created 27 full-time jobs and has already graduated several successful startups. The build out of the project was completed in February 2018.

Henry Street Settlement is converting an old firehouse into a new Neighborhood Resource Center that will house workforce development programs that place more than 600 low-income people in jobs each year. With construction almost complete, a grand opening is planned for fall 2019. The nonprofit received \$1 million in ESD assistance.

The Lower Eastside Girls Club of New York, Inc. is building a 5,000-square-foot holistic wellness center, including a health workforce development learning center, where 50 young women a year will be trained for health care careers. A purchase agreement was



Construction is nearly complete on the historic three-story firehouse at Henry Street Settlement

signed in May 2019 and renovations will begin in October 2019. Programming will launch in the spring of 2020. The project received a \$325,000 ESD grant for the project.

Greenpoint Manufacturing and Design Center (GMDC), a nonprofit developer of industrial space for small and mid-size local manufacturing and artisan businesses, received \$2.1 million in ESD funding toward the \$38.7 million renovation of a three-story industrial building in Ozone Park, Queens. The space will accommodate approximately 24 businesses and support 80 jobs for workers making an average of \$51,500 per year. Tenants will include custom woodworkers, cabinet makers, artisanal tradesmen, home goods manufacturers, metal workers and garment makers. Construction is expected to be complete by fall 2019.

The Long Island City Partnership received \$100,000 in ESD funding to design and implement wayfinding and streetscape improvements in a rapidly changing community. Funding will be used toward covering the cost of a signage design consultant and the technical components of the LIC Compass, a smart wayfinding signage system. The remainder of the funding will support the expansion of LIC Compass and additional streetscape improvements. Full implementation and construction of improvements will be completed by 2020.

ROUND VII

A Cambridge, Massachusetts-based life sciences business incubator has opened **BioLabs New York** and an incubator, BioLabs@NYULangone, in Lower Manhattan in partnership with NYU Langone Medical Center. The incubator provides startups with collaborative space, research equipment and business support. BioLabs New York received \$2 million in ESD capital funding in Round V to help finance renovations, which were completed in March 2019. BioLabs New York also received additional grant funding of \$100,000 in Round VII for the build-out of a big data, artificial intelligence and machine learning center. The project is expected to result in 101 new jobs.

The Brooklyn Public Library's Central Library Business and Career Center will be a resource for job seekers and entrepreneurs. The 5,700-square-foot, \$7.2 million facility will feature free computers and online learning platforms, meeting rooms and co-working areas. It will also host career workshops, job fairs and business plan classes. The library projects 10,000 users annually with the target of supporting the creation of at least 200 new businesses. Construction began in March 2018 and will finish in December 2020. The project received a \$500,000 ESD grant.

The Brooklyn Navy Yard is upgrading a structure on its 300-acre property to offer a modern food manufacturing and shared kitchen facility for rental to small food businesses. This \$10 million upgrade will include architectural, mechanical, electrical, plumbing, fire protection and alarms, and vertical transportation improvements, as well as kitchen and food manufacturing buildout. The project began in July 2019 and will take approximately 18 months to complete. The project was awarded a \$1.19 million ESD grant.

Northside Center of Child Development, Inc. (NCCD) is building out approximately 28,370 square feet for a new project to house both the NCCD and its Day School. Construction is expected to be completed by spring 2020. The \$8.53 million project will result in the retention of 236 existing jobs. NCCD received a \$200,000 ESD grant for this project.

ROUND VIII

Covenant House, a national not-for-profit organization that supports homeless, runaway and trafficked young people, plans to build an 80,720-square-foot, 13-story

multi-use headquarters. The building will accommodate an administrative office, a residential shelter (with 120 to 144 beds), program space, health and wellness services, social services, advocacy and legal assistance, recreation, and youth and workforce development programs. Upon completion, Covenant House is expected to serve 1,700 homeless youth annually and expand their workforce development program to better connect low-income young people to education and skilled employment opportunities. Construction of the new facility began in February 2019, with expected completion in May of 2021. The \$62 million project was awarded a \$2 million ESD capital grant.

Exalt is a not-for-profit organization that helps high-risk court-involved youth (ages 15-19) overcome barriers to employment. The program matches youth to internships in high growth sectors such as technology, financial services, life sciences and health care, with a less than 5% recidivism rate among its participants. Exalt moved to a new location in lower Manhattan in January 2019. Funding was used for office renovations to scale its initiatives, adding new classrooms, a library and lounge, communal desks, new workspaces, and a drop-in center for program participants to meet with mentors, attend career programs, study and socialize. This expansion will help to triple the number of people served to 1,000 high-risk youth per year and serve young people from all five boroughs through a more accessible location. The \$886,683 project was awarded a \$175,000 ESD capital. Lieutenant Governor Kathy Hochul attended a ribbon-cutting event for the space on May 9, 2019.



Exalt's office in Lower Manhattan



Great Performances temporary catering facility in the Bronx

Great Performances was founded in 1980 to provide women in the arts with additional income through food service jobs and is now a full-service catering and events company. Great Performances is relocating from Manhattan to a 40,000-square-foot space in the South Bronx to grow its operations. The project includes fitting out the new space to accommodate community and production kitchens, warehouse and purchasing departments, a design studio, training room and support offices, as well as a 700-square-foot café. Project funds will be used to purchase food production machinery and equipment, as well as mechanical and electric upgrades. The new space will allow the company to expand into additional food production and service work, including contracting with larger businesses. Design and construction are underway with completion of the project expected by the end of 2019. The \$4.4 million project was awarded a \$880,000 ESD capital grant. The project will create 181 new jobs and retain 451 existing jobs.

The Icahn School of Medicine at Mount Sinai is transforming a 64,000-square-foot space into a dry lab facility containing entrepreneurial services, computational research, and space for new commercial ventures at the nexus of life sciences and information technology. The project will include a commercial life sciences incubator. Construction is expected to begin in 2020 with completion by the end of 2022. The \$60 million project was awarded a \$2 million ESD capital grant. The project will create 202 new jobs.

Nanotronics is a global developer of advanced automated industrial microscopes, factory control tools, and other devices powered by Artificial

Intelligence (AI). To meet increased domestic and international demand for its products, Nanotronics is building out a 25,000-square-foot facility in the Brooklyn Navy Yard. The project will involve the manufacturing, finishing, calibration, testing, assembly, software integration and shipping of sensors, tools and systems used across many industries. It will house an R&D team focused on developing AI technology to increase factory efficiency. Construction began in early 2019 and is expected to conclude in the fall of 2019. The \$11 million project was awarded a \$2.25 million ESD capital grant and will create 190 new jobs and retain 34 existing jobs.

Founded in 1977, the **New Museum** will double its footprint by expanding to its adjacent site in order to provide an additional 55,000 square feet for galleries, collaborative workspace and flexible event space. It will house an expanded NEW INC. incubator, which provides affordable, collaborative space for artists and creative entrepreneurs. The project is expected to increase annual attendance to the museum by 500,000 with an annual economic impact of \$124 million. The building will be designed by world-renowned architects OMA/Rem Koolhaas and Shohei Shigemitsu, their first public cultural project in New York City. The capital project will begin in March 2020 with an expected completion date of September 2022. The \$77 million project was awarded a \$1.37 million ESD capital grant.

The New-York Historical Society is renovating 5,000 square feet of space in its building to accommodate a new Equality and Justice for All initiative. This will be the first major museum in New York City to dedicate permanent space to telling the story of the struggle for Americans, particularly African Americans, to achieve equality and justice, by educating the public about the roots of contemporary civil rights movements. The galleries will serve 550,000 visitors each year and 65,000 students. The galleries will support workforce training programs for teenagers, as well as help educate immigrants as they prepare to become citizens. Pre-construction began in January 2019, with a public opening in spring 2021. The \$11.4 million project was awarded a \$725,000 ESD capital grant and a \$375,000 ESD Market NY grant.

NYU Tandon School of Engineering is leading a partnership with Columbia University, the New School and City University of New York (CUNY) to develop an



SUNY Maritime College campus in the Bronx

Augmented Reality and Virtual Reality (AR/VR) center. NYU will construct a 400-square-foot Black Box Motion Capture theatre, which will test new products, create a hands-on learning environment for startups and corporate research, and be used as a community outreach and educational resource. The AR/VR lab will provide workspace, equipment, early stage capital, mentors and investors to startups. Users can work with partner universities to bring new products and services to market and acquire professional training in AR/VR. The \$4.36 million project broke ground in July 2019 and construction will be completed in March 2020. The project was awarded a \$700,000 ESD capital grant.

Science & Arts Engagement New York (SAENY) is planning to construct an approximately 15,000-square-foot Harlem Gallery of Science in the new Taystee Lab Building that will include exhibitions, events and commercial space, as well as a café. The new gallery, which will offer interactive STEAM exhibits, will attract an estimated 215,000 visitors annually. Construction is expected to be completed by July 2020. The \$6.2 million project was awarded a \$1 million ESD capital grant and is expected to result in the creation of 27 new jobs.

Triangle Equities is developing a Terminal Logistics Facility, a 350,000-square-foot multi-story, multi-tenant, air cargo and small business storage facility, adjacent to John F. Kennedy International Airport. The project will be the first vertical air cargo facility on the east coast and will enable new and existing air carriers to increase cargo-related activity in the region. Construction began in spring 2019 and is expected to



Construction at the Studio Museum in Harlem, September 2019

be completed in the fall of 2020, with tenants occupying the space by the end of 2020. The \$117 million project was awarded a \$1 million grant and will result in 100 new jobs.

SUNY Maritime College plans to construct a Seamanship Training Center with classroom space and a wet lab to be used by its marine environmental science students and will more than double the number of students served in the entry level mariner training courses. The space will double as a training location for civilian mariners, the New York Police Department and the Fire Department of New York, as well as to host summer youth, STEM programs, and courses on boating and safety. The new center will provide workforce development opportunities for residents who are interested in employment in the maritime industry. The program will also assist veterans' transition to the maritime industry and expand training for relevant public sector careers. The project began in June of 2019 and will be completed by December 2020. The \$3 million project was awarded a \$600,000 ESD capital grant.

The Studio Museum in Harlem, which features the work of artists of African descent, plans to construct a new building on the current museum site. In addition to a gallery exhibition area, the new facility will provide Harlem residents access to free public space, as well as upgraded education technology for the neighborhood's students and teachers. The new facility will also expand the museum's Artists-in-Residence program, which provides professional development and work space to emerging artists. Construction is underway with expected completion in early 2021. The \$133 million project was awarded a \$3.5 million ESD capital grant and will result in 33 new jobs.

MAPPED STATUS OF PAST PRIORITY PROJECTS

- Project is complete
- Project is on schedule
- Project is progressing more slowly than anticipated
- Project concerns need to be resolved
- Project contract not yet executed
- Project canceled or funding declined

Bronx

- A Hunts Point Produce Market
- B Urban Development Center - Per Scholas
- C Silvercup Studios
- D Hunts Point Cooperative Market
- E Cosmoledo LLC
- F Ghetto Film School Culture & Media Center
- G New York Botanical Garden Conservatory Restoration Project
- H Hunts Point Market Cooling Towers Replacement
- I Bronx Music Hall Capital Project
- J SUNY Maritime College - Seamanship Training Center
- K Great Performances Catering Bronx Project

Brooklyn

- A Green Manufacturing Center
- B NYC SeedStart
- C New Lab
- D Brooklyn Navy Yard - Building 77
- E NYU Veterans Incubator
- F Brooklyn Brewery
- G BioBAT
- H Smart Cities Innovation Center
- I Per Scholas
- J Brooklyn Navy Yard Steiner Studios Media Campus
- K Medgars Evers START-UP NY: Selfiepay, Inc.
- L Brooklyn Industrial Development Center
- M Steiner Studios Master Plan Phase 4

- N 1776 New York City Tech Accelerator
- O Brooklyn Navy Yard Transportation System
- P Medgar Evers START-UP NY: Derbywire, Inc.
- Q Medgar Evers START-UP NY: Tuki, Inc.
- R Central Library Business and Career Center - Brooklyn Public Library
- S B.NYC
- T Brooklyn Fashion + Design Accelerator
- U BNY Food Manufacturing & Shared Kitchen Space
- V Commissary for Social Justice
- W Cresilon Inc. Headquarters
- X NYU AR/VR Lab
- Y Nanotronics Project Chip

Manhattan

- A Taystee Lab Building
- B New York Genome Center
- C Victoria Theater
- D National Urban League
- E Harlem BioSpace
- F New-York Historical Society
- G Billion Oyster Project
- H China Institute Facility Renovations
- I Henry Street Settlement Firehouse Renovation
- J Galvanize Tech Campus
- K Lower East Side Girls Club NextGen Nurses Center
- L Celmatix Expansion

- M Cambridge BioLabs
- N Northside Center Construction Project
- O Exalt Youth
- P Mount Sinai Center for Data Science and Technology
- Q New-York Historical Society Equality & Justice for All
- R New Museum Expansion
- S Covenant House Building Project
- T Harlem Gallery of Science

Queens

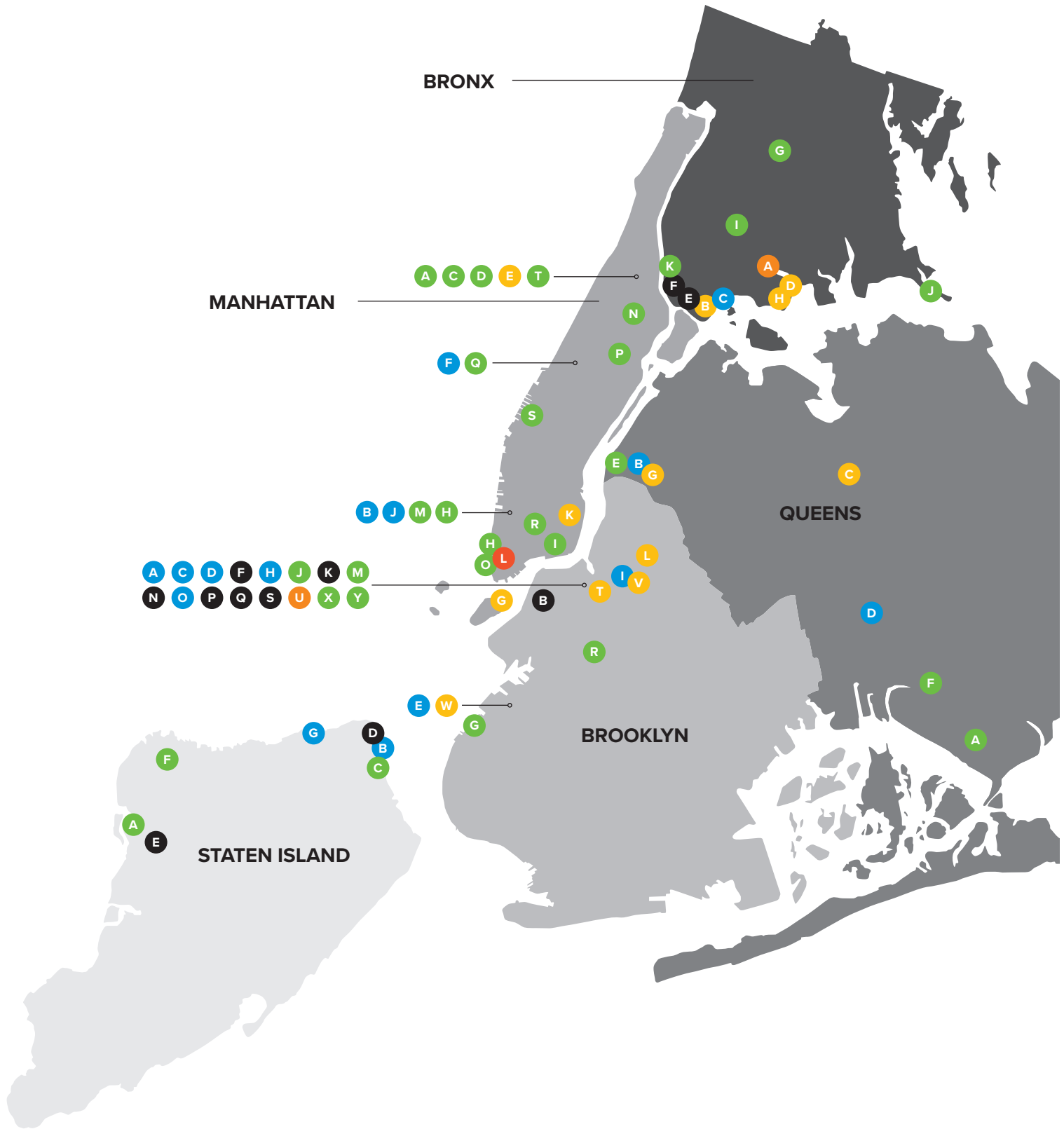
- A JFK Air Cargo
- B Boyce Technologies
- C NY State Pavilion
- D GMDC Workman Industrial Center
- E Long Island City Wayfinding and Streetscape Improvements
- F South Conduit Terminal Logistics Facility
- G Coalition for Queens Workforce Development Project

Staten Island

- A Saw Mill Creek Pilot Wetland Mitigation Bank
- B Empire Outlets
- C Lighthouse Point
- D New York Wheel
- E Brooklyn Brewery
- F Howland Hook Marine Terminal
- G Staten Island Institute Museum, St. George

Citywide

- Connect NYC
- City of New York - Brownfield Cleanup Capital Program



SUMMARY OF ALL PAST PRIORITY PROJECTS BY STATUS

- Project is complete
- Project is on schedule
- Project is progressing more slowly than anticipated
- Project concerns need to be resolved
- Project contract not yet executed
- Project canceled or funding declined

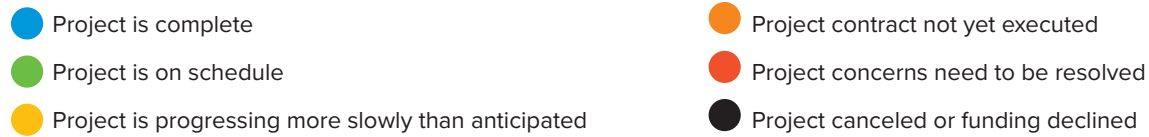
Round	Project Name	CFA	Status
I	Green Manufacturing Center	4127	●
I	Hunts Point Produce Market	7219	●
I	Taystee Lab Building	7465	●
I	NYC SeedStart	8460	●
II	New York Genome Center	14728	●
II	New Lab	14888	●
II	Connect NYC	16064	●
II	Saw Mill Creek Pilot Wetland Mitigation Bank	16198	●
II	Brooklyn Navy Yard Steiner Studios Media Campus	16884	●
II	City of New York - Brownfield Cleanup Capital	18801	●
III	Empire Outlets	27050	●
III	Lighthouse Point	31800	●
IV	Victoria Theater	38940	●
IV	New York Wheel	38960	●
IV	Urban Development Center - Per Scholas	40161	●
IV	Brooklyn Navy Yard - Building 77	40576	●
IV	Brooklyn Brewery	42757	●
IV	JFK Air Cargo	42816	●
IV	National Urban League	43518	●
V	Harlem Biospace	51905	●
V	NYU Veterans Incubator	52948	●
V	Empire Outlets	53432	●
V	Brooklyn Brewery	53484	●
V	Silvercup Studios	54094	●
V	BioBAT	54433	●
V	Hunts Point Cooperative Market	55438	●
V	Smart Cities Innovation Center	55778	●
V	New-York Historical Society	56265	●
V	Boyce Technologies	56285	●
V	NY State Pavilion	56420	●

Round	Project Name	CFA	Status
V	Cosmoledo	57229	●
V	Billion Oyster Project	57289	●
V	Per Scholas	57310	●
V	Cambridge BioLabs	57398	●
V	Brooklyn Navy Yard Steiner Studios Media Campus	57607	●
VI	China Institute Facility Renovations	63677	●
VI	Henry Street Settlement Firehouse Renovation	63968	●
VI	Medgar Evers START-UP NY: Selfiepay, Inc.	64877	●
VI	Howland Hook Marine Terminal	65024	●
VI	Staten Island Institute Museum, St. George	65328	●
VI	Ghetto Film School Culture & Media Center	65577	●
VI	Galvanize Tech Campus	65635	●
VI	New York Botanical Garden Conservatory Restoration Project	65867	●
VI	Brooklyn Industrial Development Center	65889	●
VI	Hunts Point Market Cooling Towers Replacement	66212	●
VI	Steiner Studios Master Plan Phase 4	66860	●
VI	1776 New York City Tech Accelerator	66878	●
VI	Brooklyn Navy Yard Transportation System	67113	●
VI	Lighthouse Point Phase II	67142	●
VI	Medgar Evers START-UP NY: Derbywire, Inc.	67427	●
VI	Lower East Side Girls Club NextGen Nurses Center	67473	●
VI	Medgar Evers START-UP NY: Tuki, Inc.	67549	●
VI	GMDC Workman Industrial Center	67736	●
VI	Long Island City Wayfinding and Streetscape Improvements	67892	●
VI	Bronx Music Hall Capital Project	68485	●
VII	Celmatix Expansion	72971	●
VII	Central Library Business and Career Center – Brooklyn Public Library	73299	●
VII	B.NYC	73457	●
VII	Brooklyn Fashion + Design Accelerator	74085	●
VII	BNY Food Manufacturing & Shared Kitchen Space	75350	●
VII	Cambridge BioLabs	76068	●
VII	Commissary for Social Justice	76528	●
VII	Northside Center Construction Project	76557	●
VII	Cresilon Inc. Headquarters	76599	●
VIII	NYU AR/VR Lab	80477	●
VIII	South Conduit Terminal Logistics Facility	81216	●
VIII	SUNY Maritime Seamanship Training Center	81899	●

SUMMARY OF ALL PAST PRIORITY PROJECTS BY STATUS (CONTINUED)

Round	Project Name	CFA	Status
VIII	Exalt Youth	82149	●
VIII	Great Performances Catering Bronx Project	82206	●
VIII	Mount Sinai Center for Data Science & Technology	82590	●
VIII	New-York Historical Society Equality & Justice for All	82845	●
VIII	New Museum Expansion	83011	●
VIII	Nanotronics Project Chip	83194	●
VIII	Coalition for Queens Workforce Development Project	83335	●
VIII	Covenant House Building Project	83722	●
VIII	Harlem Gallery of Science	84128	●

STATUS OF PAST PRIORITY PROJECTS BY ROUND



	Round I	Round II	Round III	Round IV	Round V	Round VI	Round VII	Round VIII	Total	Total %
●	1	4	1	1	7	4	-	-	18	24%
●	1	2	1	3	3	8	3	11	32	42%
●	-	-	-	1	4	3	3	1	12	16%
●	1	-	-	-	-	-	1	-	2	3%
●	-	-	-	-	-	-	1	-	1	1%
●	1	-	-	2	2	5	1	-	11	14%
Total	4	6	2	7	16	20	9	12	76	100%

LEVERAGE OF STATE INVESTMENT IN ALL PAST PRIORITY PROJECTS

The table below lists the ratio of the total investment in past priority projects to the state investment over Rounds I through VIII of the REDC.

	Total Number of CFA Priority Projects	Total Project Cost	Total Amount of ESD Capital Fund Awards	Ratio of Total Cost to Total ESD Capital Fund Awards
Round I	3	\$455,100,000	\$44,500,000	10.2
Round II	6	\$343,150,000	\$18,686,346	18.4
Round III	2	\$540,000,000	\$5,000,000	108
Round IV	5	\$963,225,000	\$8,000,000	120.4
Round V	14	\$185,451,003	\$13,000,000	14.3
Round VI	15	\$124,652,428	\$14,377,000	8.7
Round VII	8	\$75,012,203	\$7,920,000	9.5
Round VIII	12	\$350,039,352	\$13,225,000	26.5
Total	65	\$3,036,629,986	\$124,708,346	24.3

Note: In the case of projects receiving funding awards over multiple rounds, the cost of each project is reflected only once under Total Project Cost. In addition, eleven terminated projects have been excluded from the calculations.

Status of All Projects Awarded CFA Funding

Implementation of the projects identified in the 2011 Strategic Plan and the subsequent progress reports is proceeding. Through eight rounds of the CFA, over 37,000 jobs have been created or retained through awards to 751 projects across New York City.

AGGREGATE STATUS OF ALL PROJECTS AWARDED CFA FUNDING

The table below summarizes the aggregate of all projects receiving CFA awards in 2011-2018. The table also includes 28 projects that are receiving Excelsior Jobs Program tax credit funding awarded to the New York City region in Rounds I-III, V and VI-VIII, but was reserved for future use. The bar chart lists the percentage of projects falling within each status category.



	2011	2012	2013	2014	2015	2016	2017	2018	Total	% of projects
● Completed	40	35	40	49	48	53	1	0	266	35%
● On schedule	4	18	14	19	29	61	112	139	396	53%
● Progressing more slowly than expected	2	0	0	1	4	3	4	2	16	2%
● Project contract not yet executed	2	0	0	1	4	3	8	0	18	2%
● Project concerns need to be resolved	0	0	0	0	0	0	1	0	1	0%
● Project canceled or funding denied	8	7	10	11	9	7	1	1	55	7%
Total	56	60	64	81	94	127	127	142	751	100%

LEVERAGE OF STATE INVESTMENT IN ALL CFA PROJECTS

	Total Projects ^{1,2}	Total Project Cost ^{1,2}	Total Amount of CFA Awards ^{1,2,3}	Ratio of Total Project Cost to CFA Awards
Round I	48	\$758,427,516	\$56,148,434	13.5
Round II	53	\$426,920,751	\$33,080,293	12.9
Round III	54	\$632,701,151	\$16,477,482	38.4
Round IV	70	\$671,445,906	\$21,415,406	31.4
Round V	85	\$375,119,238	\$37,876,515	9.9
Round VI	119	\$509,164,114	\$52,547,244	9.7
Round VII	126	\$160,698,704	\$35,856,400	4.5
Round VIII	141	\$795,356,186	\$51,450,960	15.4
Total	696	\$4,329,833,566	\$304,852,734	14.2

¹ Does not include 55 terminated or cancelled CFA project awards.

² Includes 28 projects which utilized \$47,305,000 in Excelsior Jobs Program tax credit funding that was awarded in Rounds I, III, V-VIII, but reserved for future use in the New York City region.

³ Does not include \$220 million in Federal Industrial Development Bond Cap assistance, which has not been applied to any specific projects in the New York City region during the eight CFA rounds.

JOB CREATION IN ALL CFA PROJECTS

The table below lists the total number of permanent jobs retained and created through the CFA.

	Round I	Round II	Round III	Round IV	Round V	Round VI	Round VII	Round VIII	Total
Jobs Created	1,095	3,068	2,610	4,987	1,967	1,680	963	1,420	17,790
Jobs Retained	3,772	4,650	534	1,243	2,860	2,850	1,443	2,317	19,669
Total	4,867	7,718	3,144	6,230	4,827	4,530	2,406	3,737	37,459



A photograph of a suspension bridge, likely the Manhattan Bridge, with a tall, thin tree in the foreground. The bridge's steel structure and cables are visible against a blue sky with white clouds. In the background, there are trees with autumn foliage and a baseball field behind a chain-link fence.

PART THREE

Implementation Agenda

Over the past several years, the REDC has prioritized supporting the fast-growing life sciences sector through investment in key projects, many of which are driving additional public and private sector investment as a result of the REDC's early support. The REDC continues this effort in 2019 while also prioritizing, for the first time, increasing access to high-quality and affordable child care and the development of a strategy to address environmental justice concerns while balancing the need for continued investment in a growing economy.

Affordable, High-Quality Child Care

IMPORTANCE OF CHILD CARE TO THE ECONOMY

Governor Cuomo created the statewide Child Care Availability Task Force in 2018 to make high-quality, affordable child care more accessible for New Yorkers. Designating child care as a focus of the REDC will further the goals of the task force by addressing core obstacles and gaps by region.

High-quality, affordable child care is necessary to enable parents to participate in the workforce or to pursue job training and educational opportunities. Quality child care is also important to society as a whole, providing a multi-generational approach to building a strong workforce and a solid foundation for children's future educational experience.

Over the past two decades, the rapidly rising cost of child care across the country has made it difficult for many families, especially low-income households, to avail themselves of the benefits of child care. According to a Moody's Analytics report issued earlier this year, limited access to affordable child care is a loss to the entire community. American businesses, alone, are estimated to incur costs of over \$12.7 billion per year due employees' child care challenges.

The impact is most significant for low-income parents, especially mothers, who disproportionately take on unpaid caregiving responsibilities when their family cannot find or afford child care. The labor force participation rate for women in their 20s through early 40s peaked in the early 1990s and the number of stay-at-home mothers is rising for the first time in decades. Last year, the World Economic Outlook, issued by the

International Monetary Fund, showed that the U.S. now ranks near last among advanced economies in workforce participation rates of women aged 25 to 54, impacted by a lack of family support policies such as child care.

The root of the achievement gap between economically advantaged and disadvantaged children begins in the earliest years when an extraordinary pace of development occurs. Research shows the bedrock of lifelong learning and emotional well-being is formed in the child's first five years. A high-quality, affordable child care system has proven to be a significant way to level the playing field.

CHILD CARE IN NEW YORK CITY

New York City has over half a million children under five years of age. Beginning in 2014, the city has offered free Pre-Kindergarten, or Universal Pre-K (UPK), for all 4-year-olds as part of the public education system. In 2018, the city launched a program for 3-year-olds (3-K) in school districts with the greatest needs. The plan is to add more districts annually to achieve universal 3-K for All, hopefully with state and federal support.

Despite the extension of public education to 3- and 4-year-olds, unmet child care needs are still substantial for families living in the city who cannot afford, or find, quality care for their newborn to 4-year-old children. An unintended consequence of the of the city's 3-K program expansion has been that many child care providers are shifting to caring for older children under 3-K contracts because infant and toddler care is inherently more expensive.

CHALLENGE OF CHILD CARE IN NEW YORK CITY

- There are more than 550,000 children under 5 years old, about half of whom live in households below 200% of the federal poverty level (\$50,000 for a family of four).
 - 330,000 are infants and toddlers (0-2 years old) and 225,000 are 3- and 4-year-olds
- Child care subsidies come through a mix of federal, state and local sources. The publicly funded system is complex, fragmented and run by a variety of agencies (figure 14).
 - 123,700 children under 5 were served in 2017 through subsidies or vouchers for families—eligibility is not income-based alone (figure 13).
 - 32,700 in vouchers administered by the city Human Resources Administration or the Administration for Children Services (ACS).
 - 91,000 in contracted services, including subsidized or universal care.
- Infants and toddlers account for 18%, or 23,100, of all children served.
- Infants are almost entirely in family-based care with some in informal care.
- Very few subsidized slots exist for 6-week-old infants, but the need is high.
- Child care is provided in schools, centers, family-based, or informal settings. Care provided outside the funding system is the most challenging to count.
- The average cost for center-based care for infants and toddlers is \$19,000/year. In comparison, public school spending is \$24,500 per student/year.
- Even with subsidized care, some eligible families (with income up to 200% of poverty) are required to pay copayments, which can be as high as 17% of income, making the benefit unaffordable.

Figure 13. Children Under 5 Enrolled in Publicly Funded Child Care

Infants and toddlers combined make up less than 1/5 of the system at 18%.




Figure 14. Child Care and Early Education System (Children Under 5) in New York City

Subsidized		
Service	Description	Administered by
EarlyLearn and NYC Head Start	Provided in centers and family child care homes directly contracted with the city; Serves children 0-5; extended day/year	Some services currently under ACS are transitioning to the NYC Department of Education by Sept. 2020
Voucher	Redeemed mainly in non-contracted centers that accept vouchers, non-contracted family child care homes and for informal child care provided by relative, friends, etc.	Provided by Human Resources division of DSS and administered by ACS
Direct Head Start (Federal)	Early learn program	Contract with federal government directly
Universal		
Pre-K for All (School day/year)	Provided in schools and centers; Serves 4-year-olds across the city	NYC Department of Education
3-K for All (Not fully implemented)	Provided in schools and centers; Serves 3-year-olds starting in the communities with the greatest needs (expanding over the next few years)	NYC Department of Education

Note: Most of the data on the child care system in New York City was provided by the Citizens' Committee for Children of New York, Inc.
 Source: New York City's Early Childhood Education Landscape, Citizens' Committee for Children of New York. March 2019

REDC RECOMMENDATIONS

Experts in child care, education, training and workforce development were engaged in an REDC Child Care Work Group (CC Work Group) to discuss the child care needs of parents, gaps in service and potential opportunities to help improve the system. The primary focus is low- and moderate-income families with parents working and/or pursuing job training or educational opportunities. The CC Work Group also considered gaps in care for parents with non-traditional work hours, as well as after-school and summer care for 5- to 12-year-olds. Below are recommendations for strategies to address these issues in order to improve child care availability for New Yorkers.

1. Research Child Care Needs

In order to better understand the care available for children under five, it would be helpful to map existing services by location. It is also important to identify where there are underutilized slots in supported child care settings, since individuals using vouchers often struggle to find care with appropriate hours close to home.

- **Perform a Child Care Services Inventory.** The REDC recommends utilizing the expertise and data of its work group members to collaborate on a project that relies on existing data and networks to map services (e.g., Citizens’ Committee for Children has extensive datasets), including:
 - Identify child care providers by modality (school, center, family-based or informal setting), location and cost. Analysis will include which providers are publicly funded (accepts vouchers, UPK, etc.).
 - Calculate the number of children by age and household income within each location.
 - **Identify Family Needs and Preferences by Location.** The REDC will work with trusted community liaisons such as Citizens’ Committee for Children and the Day Care Council of New York to get a better understanding of gaps in services. (Some parents may prefer to stay home, use family members for care, or be distrustful of subsidized care by the government.)
 - **Assess Barriers for Parents in School or Training.** Parents in school, training programs, or employed in industries with non-traditional hours (e.g., retail, entertainment) may have a particularly difficult time finding child care. The CC Work Group will reach out to its members and networks (e.g., business improvement districts, borough offices, unions, trade associations, training providers, CUNY) to survey parents with different needs to assess the barriers and solutions available for these situations.
-

2. Assess Quality of Existing Services

There is considerable variability in the quality of child care across the city. The REDC will encourage government agencies to collaborate in conducting a uniform assessment of the quality and educational appropriateness of child care programs.

- **Expand New York state’s exemplary quality rating and improvement system.** In the first three years of the New York state QUALITYstarsNY system, the number of programs earning exceptional quality ratings increased by 65%. At a cost of \$300 per child per year, this system provides staff who perform assessments based on high-quality standards across four categories (e.g., learning environment, qualifications and

experience) create improvement plans and have a primary role in implementation. An expansion could start with infant and toddler care providers in the most underserved communities.

3. Better Coordination of Child Care Funding and Oversight

In order to help streamline information and expand access to programs and support, a centralized communications system would be helpful. Activities could include, but are not limited to:

- **Help match existing child care services** for families by child’s age, location and family eligibility (see No. 1 on p. 34).
 - **Research existing options for, or create, an online portal** for navigating all existing publicly funded child care (and parent support) services. The portal would allow interfacing with low- to moderate-income parents in school or training programs and benefits navigators, as well as other interested entities.
 - **Develop an outreach program** targeting various groups to connect parents to the portal using networks from groups such as the Day Care Council of New York, unions, etc.
 - Include an option to seek after-school and summer care programs for children ages 5-12.
 - **Evaluate the current voucher system** to set rates that more accurately reflect the cost to providers of delivering high-quality child care and early education. It is challenging for providers to deliver specific outcomes if they are unable to cover their costs.
 - **Track needs of parents** to determine where the biggest challenges exist and create a feedback loop to the city and state on areas where more collaboration could be beneficial.
-

4. Target Policies for Parents Pursuing Education and Training

Parents who know programs are accessible because they can rely on affordable child care would more readily invest in the future financial stability of their family.

- **Designate a workforce training eligibility category and expedite approval process.** Many workforce training program applicants are eligible for Human Resources Administration (HRA) child care vouchers but face delays in voucher approval time from when they are accepted into a program. Missing a start date could delay training by weeks or more. HRA could create an eligibility category for workforce training programs (perhaps as defined as an entity that received funding through the Workforce Innovation and Opportunity Act or other government contracts), which could be used to expedite the approval process.
- **Expand post-training child care coverage.** As above, HRA child care vouchers often end once the training program is complete, adding additional pressure on parents in the job search phase. The CC Work Group suggests a six-month minimum voucher continuation after program completion for parents to begin earning income without the strain of interrupted child care.
- **Support for child care during interview process.** Scheduling interviews for parents of young children with enough time to secure care can be an obstacle. Employers could

contract with child care provider platforms or agencies to offer on-demand child care during the interview process for low-income candidates.

5. Expand Child Care Facilities and Programs

Given the city's impending 3-K expansion rollout and inherent expense in providing care for the youngest New Yorkers, it will be necessary for the region to encourage providers to offer quality programs from birth to 2-years-old.

- **Utilize the CC Work Group and their networks to encourage applications** for REDC capital funds for new projects that support the construction and renovation of facilities to accommodate more children.
 - **Engage large employers, unions, associations or developers** to assess underutilized space that could be used to provide on-site child care by partnering with child care providers, specifically in high-need neighborhoods. On-site child care could be funded largely by an agreed-upon market rate for parents that can afford it, and a portion of slots would be set aside for those that cannot (e.g., 20% reserved for low-income in the neighborhood). A small tax credit to offset the cost of donated or subsidized space for the owner could be explored.
-

6. Engage Employers to Explore Innovation

The private sector can be used as a resource for exploring new child care models given their interest in supporting their employees as parents.

- **Solicit input** from businesses, large public employers, nonprofits and child care leaders to explore challenges and opportunities; identify novel collaborative partnerships; and develop potential pilots to improve access and expand high-quality child care.
 - Review existing research for models of what has worked in other locations. In Minnesota, a coalition of business leaders developed, funded and launched a pilot initiative to test and refine an innovative, market-based program providing vouchers and information to low-income families that enable them to access high-quality child care. Based on initial success from the first five years, the program was expanded and funded by the state.
 - **Reach out to employers and trade associations** to determine employee child care needs. These organizations could also be partners in developing potential collaborative child care arrangements with providers for their employees.
-

7. Build on Successful Programs

Programs in New York City have been successful in providing child care for student-parents, supporting them through wraparound services, and maintaining care for children through parent transitions from program to work or vice versa.

- **Identify ways to expand or model successful programs.** The CC Work Group will consider relevant models and assess gaps in services in order to recommend improvements or pathways to expand successful programs such as:
 - The New York City Department of Education's LYFE Programs are located at 30 school sites across the city, providing care for children 6 weeks to 3-years-old.

Social work is co-located at these sites and its certified teachers are paid through the Department of Education.

- The CUNY system operates child care centers at 18 locations around the city, but the demand is much greater than the program can accommodate. One in seven CUNY students are primary child caregivers. The CUNY system also offers transitional child care post-graduation. CUNY could add targeted questions in their student surveys about child care needs by location and hours and assess where service expansion is most needed. Funding is a constraint, but the state might assess cost of child care against success in graduation rates in order to illustrate the return on investment.

8. Ensure Adequate, Reliable Funding

The Child Care and Development Block Grant is the largest source of federal funding for child care assistance for low-income parents. While Congress included funding increases in fiscal years 2018 and 2019, the program is still chronically underfunded, only serving 15% of families nationwide who are income-eligible. Given how critical child care is to the financial stability of New Yorkers and to the productivity of the New York City economy, new and reliable funding options are needed.

- **Research potential tax credits to employers offering on-site child care.** Employers who partner with child care providers and offer on-site care could be eligible for a new tax credit to encourage the practice, encouraging reservation of some slots for low-income workers.

Economic and Environmental Justice Strategy

Governor Cuomo established the state's Environmental Justice and Just Transition Working Group in 2017 to help guide New York state's shift from fossil-fuel dependency toward a sustainable, renewable energy future. Environmental justice, ensuring that all state residents enjoy equal protection from environmental harms and risks, will be a crucial element of the state's economic development strategy and criteria for funding of projects under the CFA process. This will require careful planning and project evaluation in consultation with residents of affected communities. The REDC intends to provide a local forum for these conversations.

New York is leading the nation in developing environmental policies that require rapid transition away from fossil fuels. This year, the state set some of the most ambitious goals for emissions and energy use reductions as well as renewable energy production with enactment of the Climate Leadership and Community Protection Act. This law commits to a net-zero carbon economy by 2050 with an interim target of 70% renewable electricity by 2030. It directs that no less than 35% of spending on clean energy or efficiency programs be directed to disadvantaged communities. The governor already announced projects to attain 9,000 megawatts of offshore wind energy by 2035.

New York City recently passed the Climate Mobilization Act, which set the goal of becoming

carbon neutral by 2050 by reducing carbon emissions from large buildings and installing solar panels or green roofs on newly constructed or substantially renovated buildings. The city estimates more than 26,000 jobs will be created as a result of this legislation. The city's annual sustainability plan was released in April 2019, focusing on 30 strategies to accomplish its goal of creating an equitable and sustainable future. Goals include the city sourcing 100% clean electricity, creating green jobs and strengthening coastal resiliency.

These state and city policies require that development and environmental justice initiatives work in tandem. The REDC cannot achieve its job creation and economic development goals without ensuring that the projects it supports embrace the public policy objectives established under these new laws. A central aspect of the environmental justice agenda is to ensure that residents of disadvantaged communities have the opportunity to train for the new "green jobs" that will result from significant public and private investment required to implement the new environmental legislation. One example is the \$10 million announced by the governor this year for funding training in building operations and maintenance, which are jobs that increasingly require technical and environmental skills. Wind turbine and solar panel manufacturing and installation are also important, new employment opportunities for disadvantaged populations.

EXAMPLES OF EXISTING GREEN JOBS TRAINING PROGRAMS

Many green jobs focused training programs already exist, some with a track record of working with disadvantaged communities. In addition to NYSERDA programs that exist across the state, examples of training in the city include:

- **Solar One** is an education, training and technical assistance nonprofit offering hands-on training and certification in several relevant fields (green building operations, basic “green” construction (electrical, plumbing, carpentry). Solar One also partners with affordable housing and other local organizations to facilitate solar projects in environmental justice communities and to train residents for solar installation jobs.
- **LaGuardia Community College** offers the Green Jobs Training Program, a collaboration with Queens Botanical Garden and with support from the Port Authority of New York & New Jersey (PANYNJ). The program provides a free training curriculum targeting unemployed and underemployed New Yorkers for careers in Waste Management, Sustainable Landscape Design & Maintenance, and Green Cleaning & Housekeeping
- **Green City Force** is a nonprofit that runs Clean Energy Corps, an AmeriCorps program that offers workforce training over 6 or 10 months to reduce carbon emissions while providing urban young adults with leadership opportunities related to greening the economy.

COLLABORATION IN ACTION: THE JEROME AVENUE WORKFORCE & ECONOMIC DEVELOPMENT PARTNERSHIP

In March 2018, the city approved rezoning of the Jerome Avenue Corridor in the Bronx with plans to transform the area from an automotive repair industry hub with a median household income of \$30,000 with new residential developments and business opportunities. JobsFirstNYC, a nonprofit advocacy group and service-provider, was tasked by the Department of City Planning to convene a neighborhood-specific partnership to help direct impacts of rezoning to best benefit the community and better coordinate efforts to align economic development, workforce development and environmental goals.

While in the early stages of implementation, this is a model for how the REDC recommends the region approach development projects in other neighborhoods. This structure could be replicated throughout neighborhoods in New York City. Partnerships would determine their specific goals based on their community preferences and needs as well as the strategies to achieve them.

Relevant details are as follows:

- The more than 50 partnership members represent employers, workforce training providers, community colleges, hospitals, community-based organizations, city agencies and city council representatives.
- After a year of research and outreach, partnership members agreed upon three goals:
 - Prepare current employers and workers for potential zoning-related impacts.
 - Increase the education and employment attainment of local residents, particularly in accessing zoning-related economic opportunity.
 - Advocate for a diversity of quality businesses among current and future employers.
- Goals will be achieved through the following mechanisms:
 - **An employer-facing network** to provide referrals to pre-screened residents seeking employment to jobs and training
 - **A local business hub** for employers to access resources and support for business owners and employers in the corridor, advocate for local business needs, and provide B2B opportunities
 - **Grants for low-income individuals** to complete “approved” workforce development training providing residents with access to grants to pay for educational or workforce training
- The partnership will continue to be refined and will be officially launched in the fall of 2019.

REDC RECOMMENDATIONS

The REDC Economic and Environmental Justice Work Group (EEJ Work Group) was convened to find ways to ensure that development across the five boroughs incorporate principles that promote sustainable and healthy communities and benefit the city's least-advantaged residents.

On the “demand” side, the REDC will reach out to employers and training providers to determine the sectors and occupations that will see the most growth as a result of new legislation.

1. Evaluate Job Growth Projections

The REDC will work with the New York City Economic Development Corporation (NYCEDC) to review their work on the Green Economy about which sectors are most likely to see job growth given the state and city environmental policy priorities (e.g., offshore wind manufacturing, building operations and management, solar panel and green roof installation).

- The NYCEDC will be encouraged to update its green economy jobs projections and share with the work group for further analysis.
-

2. Convene Employers and Leading Workforce Training Providers

The EEJ Work Group, along with relevant employers and workforce training providers, will identify what job skills will be in highest demand and encourage coordination of efforts to ensure consistency across training platforms.

3. Perform a Workforce Development Inventory

The EEJ Work Group will reach out to employers, unions and training groups to create a list of all workforce providers that have quality programs preparing workers for green economy jobs.

- The building emissions legislation will require a significant number of people who are skilled in carbon emissions analysis or operating energy efficient buildings to ensure compliance with legislation.
 - The REDC recommends development of an online clearinghouse of all workforce development providers with related programs including nonprofits, unions, community colleges and others as part of its focus on supporting a green economy. Employers could use this platform to identify the programs that are preparing people with the necessary skills and/or for the occupations for which they are hiring.
 - The training providers could work with employers to place trainees as well as to solicit continuous feedback on required skills and which programs are the most useful in meetings employer needs. The clearinghouse could also contain a catalogue of upcoming projects with specific skills requirements. The site could be co-managed with employers and/or unions who have the necessary line of site.
-

4. Determine a Baseline and Measure Success

The EEJ Work Group will develop potential indicators to assess how the environmental justice strategy is ensuring communities are benefiting from development and the transition to renewable energy and will include assessments of success in subsequent progress reports.

On the “supply” side, the REDC will convene information sessions in communities where investments are being directed, particularly where development or rezoning is underway, to discuss workforce opportunities.

1. Identify Affected Communities

As a start, the EEJ Work Group will use data on health factors and the local economy as well as feedback from community leaders to identify areas to explore where the need for training and jobs opportunities is greatest. The EEJ Work Group will review economic activity occurring in areas across the city and identify where to begin connecting with residents.

- Examples of specific communities for the REDC to begin to reach out to are listed below, most of which overlap with federal Opportunity Zones (see p. 48).
 - South Bronx: The 2017 DRI designation (Bronx Civic Center), is creating economic opportunities for residents of communities with high unemployment rates and disparities in health indicators.
 - Sunset Park and Gowanus, Brooklyn: A historic industrial hub is undergoing substantial redevelopment that offers a range of potential job opportunities for local residents who are properly trained.
 - North Shore of Staten Island: New development in St. George, Stapleton and Port Richmond, is creating new jobs and economic activity that can reinforce communities particularly vulnerable to rising sea levels.
 - Jamaica, Queens: The 2016 DRI designation has led to private and public investments in infrastructure, housing, hospitality, retail and jobs throughout the neighborhood.
 - Lower Manhattan: The East Side Coastal Resiliency Project will protect the city from flooding from Montgomery Street on the Lower East Side to East 25th Street through \$1.45 billion investment of federal and city funds. More directly connecting residents to jobs resulting from investments in resilience activity will have dual environmental justice impacts.
-

2. Outreach and Community Engagement

EEJ Work Group members will identify trusted community-based organizations in target development areas to inform them about new projects and opportunities for training and jobs.

- Schedule public roundtables at times that work best for each community to share information on areas of job growth and ideas for possible training programs.

Building Momentum in New York City's Life Sciences Industry

In 2016, the Partnership Fund for New York City released a study showing that the level of National Institutes of Health (NIH) funding in downstate New York warranted more commercial life sciences activity and outlined how a combination of public and private sector actions could result in as many as 25,000 new jobs and \$3.1 billion in economic impact. New York has all the assets for a thriving life sciences industry: world-class academic centers, cutting-edge biomedical research and Nobel prize winning scientists. New York has also consistently been a top recipient of research funding from the National Institutes of Health (NIH) (figures 15, 16).

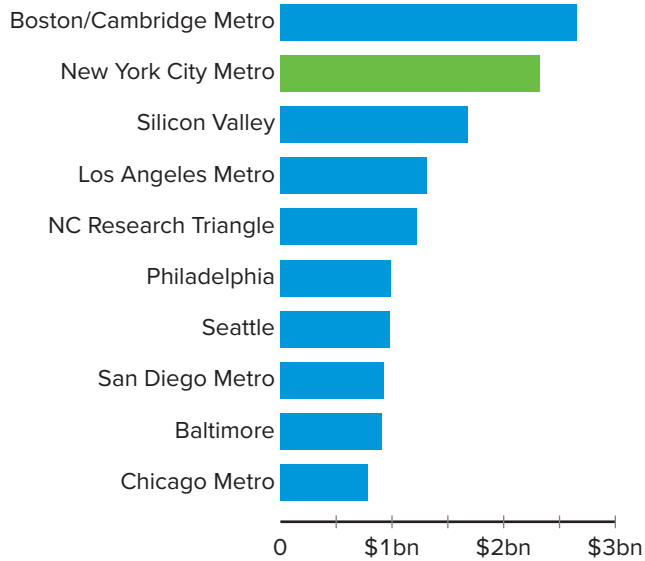
The sector was poised to take off, and the state and city proceeded to commit a total of \$1.2 billion to support development of New York's life sciences industry cluster. Since funds were appropriated in 2018, the industry has dramatically expanded with three new incubator/accelerator facilities and several new programs through the NYCEDC, including an early-stage life sciences funding initiative for companies, life sciences expansion space funds and an internship program for college students with majors in science or management tracks.

During this time, the REDC has continued to provide financial support for the development and expansion of life sciences companies that will have measurable impact on the sector. The state and city have also developed programs to support international businesses looking to relocate to New York City or establish new business partnerships, including the International Innovators Initiative and Global NY.

Recently, several incubator and accelerator facilities have been developed with state support, including the Accelerator Life Science Partners at Alexandria Center, JLABS at the New York Genome Center, BioLabs@NYULangone and Harlem Biospace which have supported the growth of 75 new life sciences startup companies. In parallel, the sector has seen an influx of pharmaceutical, health care technology and bio-IT companies that call New York City home. By the end of 2018, the CBRE Group Inc. reported that the city had seen an uptick in life sciences leasing activity—from 40,000 square feet in 2017 to 57,000 square feet in 2018.

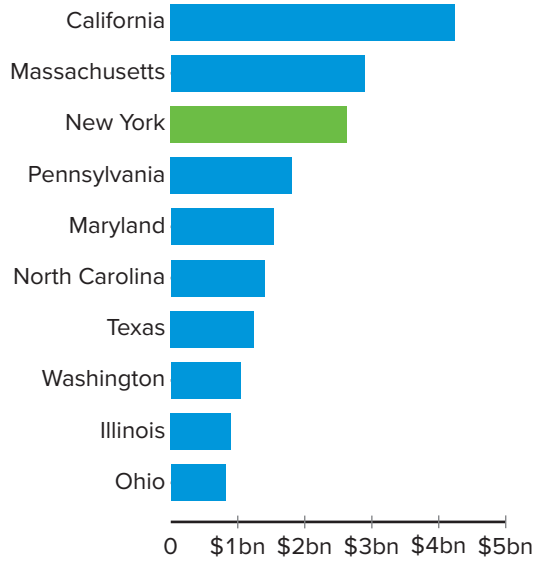
The investments have begun to pay off in the private sector as well. New York state received 30 cents in life sciences venture funding for every dollar of NIH funding in 2018, up from 10 cents in 2017 and 3 cents in 2014 (figure 17). New York still lags Massachusetts and California, both of which received twice as many venture dollars as NIH dollars (figure 18). However, New York's cutting-edge life sciences activities are finally coalescing into a bona fide commercial cluster. Overall, since 2015, New York City-based life sciences companies have raised over \$650 million in venture funding.

15. NIH Support to Institutions by Geographic Cluster



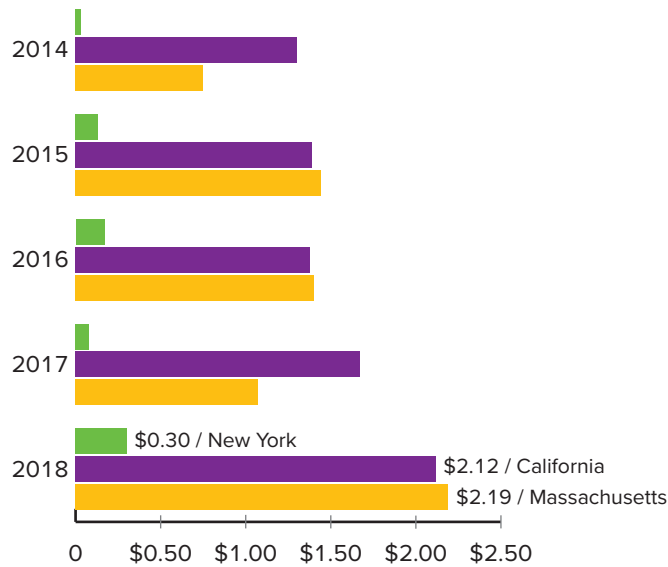
Note: Federal FY2018
Source: National Institutes of Health

16. NIH Support to Institutions by State



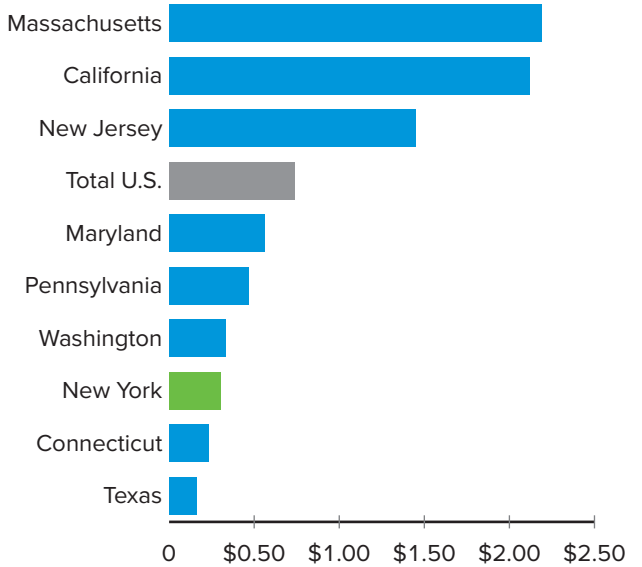
Note: Federal FY2018
Source: National Institutes of Health

17. Ratio of Private (VC) Investments to Public (NIH) Funding in Select States

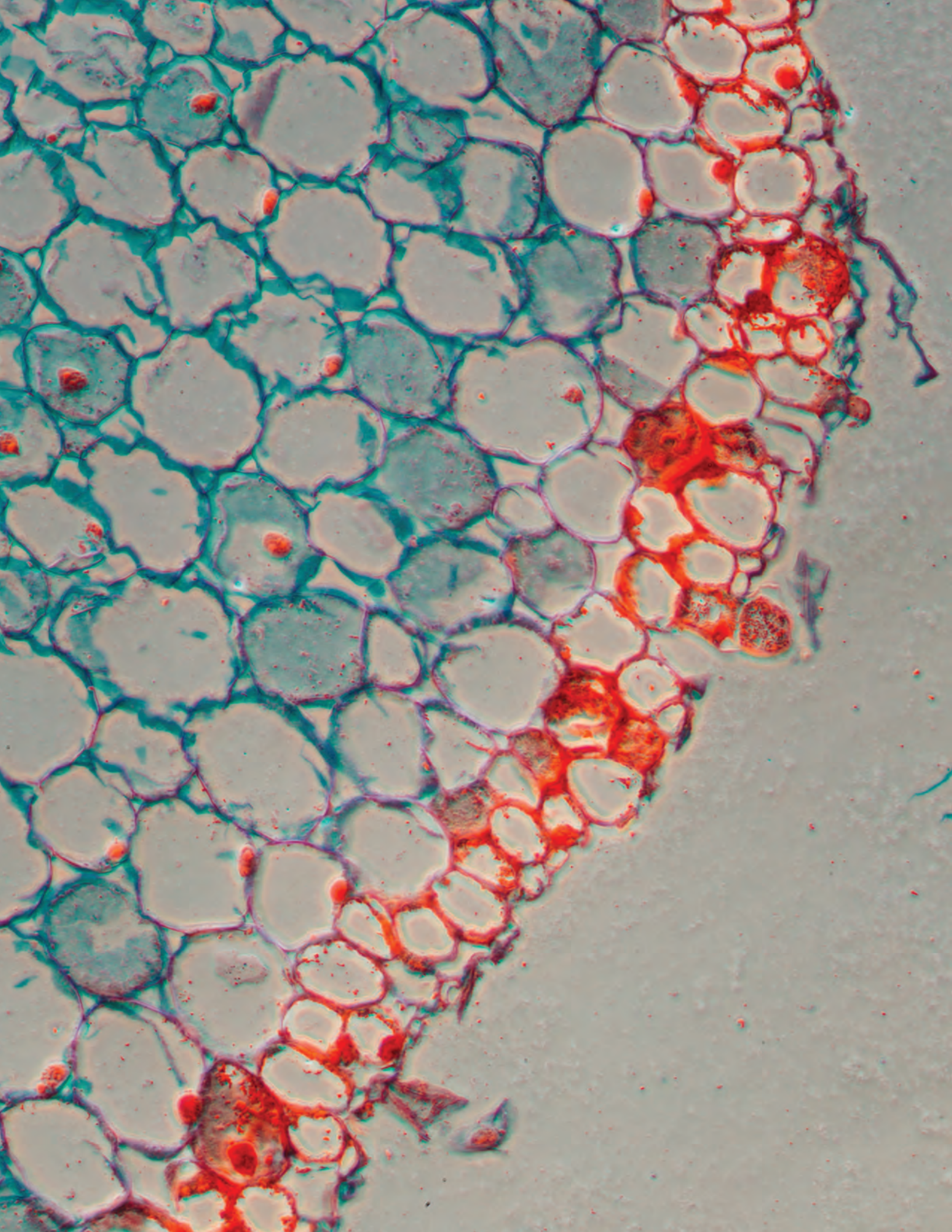


Note: Federal fiscal years
Source: PwC/CB Insights MoneyTree Explorer; National Institutes of Health

18. Ratio of Private (VC) Investments to Public (NIH) Funding



Note: Federal FY2018
Source: PwC/CB Insights MoneyTree Explorer; National Institutes of Health



LIFE SCIENCES DEVELOPMENT IN NEW YORK CITY

The pace of life sciences activity is accelerating, particularly over the past three years.

KEY

- Public Sector
- Partnership Fund
- Education & Research
- Corporate

1999 ————— 2001 ————— 2007 ————— 2009 —————

- ● ● The Partnership for New York City and nine academic medical centers launch the NY Structural Biology Center

- The Partnership Fund releases “Market Demand Study for Commercial Biotechnology, Biomedical and Bioinformatics Facilities in New York City”

- ● Groundbreaking of Alexandria Center



- Partnership Fund’s BioAccelerate program launches, increasing commercial spinouts from the New York City academic sector



2010 ————— 2013 ————— 2016 ————— 2017 —————

January

- New York City Biotech tax credit effective Jan. 1

September

- ● ● New York Genome Center opens

October

- ● Tri-Institutional Therapeutics Discovery Institute launched

November

- ● Harlem BioSpace opens with support from NYCEDC

December

- Gov. Cuomo (\$620M) and Mayor de Blasio (\$500M) announce a collective \$1.2B of funding for life sciences

January

- ● Gov. Cuomo and Johnson & Johnson announce 30,000 sq. ft. JLABS incubator to be built in New York City.

June

- 15,000 sq. ft. LaunchLabs incubator opens at Alexandria Center

- ● ● NYU Langone Medical and Cambridge BioLabs announce 50,000 sq. ft. BioLabs@NYULangone

2018 ————— 2019 —————

January

- NYS Excelsior and R&D tax credits for life sciences companies effective Jan. 1
- NYCEDC announces RFEI for Applied Life Sciences Hub

June

- ● 30,000 sq. ft. JLABS @ NYC incubator/wet lab space opens at New York Genome Center

July

- ● ● BioLabs@NYULangone, a co-working space for early-stage life sciences companies, opens.





The New York Proton Center in Harlem will treat many conditions including pediatric cancers.

Opportunity Zone Updates

OPPORTUNITY ZONES UPDATES

The 2017 Tax Cuts and Jobs Act included a federal version of the long-standing REDC investment strategy formalizing tax incentives for private investment in designated “Opportunity Zones.” The federal Opportunity Zone program is an incentive program meant to drive greater investment in low-income areas. To encourage this activity, a new class of private investment vehicles called “Opportunity Funds” are being created for investors to invest their unrealized capital gains and receive tax deferrals.

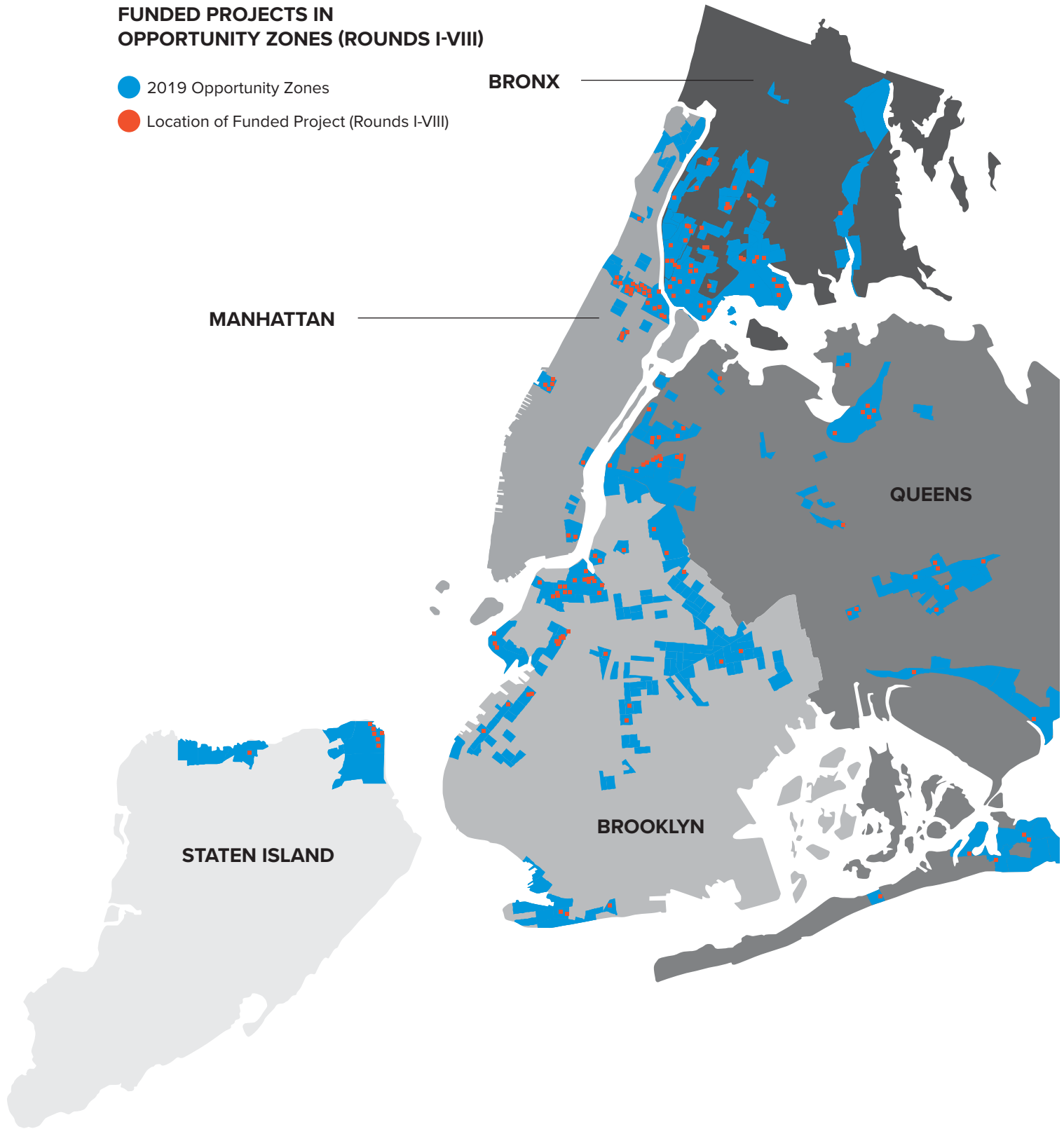
Governor Cuomo announced New York state’s 514 approved and designated census tracts in May 2018 with 306 in New York City spread across the five boroughs. As a result of this new program, the REDC

modified its priority investment strategy to focus on the federal Opportunity Zones laid out by the governor. The Opportunity Zones program is closely aligned with the REDC’s investment approach, with a total of 233 projects located in Opportunity Zones receiving funding in Rounds I-VIII.

The REDC will continue to concentrate investment in areas of the city where the need is greatest, particularly where rezoning and catalytic public investments are generating significant economic growth and job opportunities. Although many of these areas have seen large investments in the past several years as a result of the REDC’s focus, there is still a need for both public and private sector commitments to further encourage growth.

FUNDED PROJECTS IN OPPORTUNITY ZONES (ROUNDS I-VIII)

- 2019 Opportunity Zones
- Location of Funded Project (Rounds I-VIII)





Lobby at the New York Proton Center in Harlem

125th Street (Manhattan)

The first phase of the East 125th Street Development is complete and provides 49 affordable housing units and 6,000 square feet of commercial space. Construction of the Proton Center, a 140,000-square-foot state-of-the-art cancer treatment center was recently completed and will begin taking patients this year. The Proton Center, operated by Memorial Sloan Kettering, Montefiore and Mount Sinai, provides advanced cancer treatment using targeted radiation and beam therapy that is especially effective on head and neck tumors, breast cancer and eye cancers. Once fully operational, the Proton Center is expected to treat 1,400 patients annually, provide 125 jobs and deliver over a dozen annual internships in partnership with New York City-based colleges and universities.

In East Harlem, the city is working to enhance La Marqueta, making it an accessible space for businesses, arts and culture, and other community activities. La Marqueta houses thriving locally-owned food businesses such as Mama Grace's Afro Caribbean Food and Sprinkle Splash. The public market contains over 10,000 square feet of space for startup food businesses, the Hot Bread Kitchen incubator and a public plaza that hosts the annual Salsa Saturday series open to the community. This summer at La Marqueta, the city worked with the Harlem African Burial Ground Task Force and the Department of Cultural Affairs for the launch of "Reclaiming History, Reinvesting in East Harlem." This exhibit celebrates the history of



Two-way bike lane on Tillary Street in Brooklyn

the Harlem African Burial Ground dating back to the 17th century and the planned creation of a permanent memorial and cultural center as part of the mixed-use redevelopment of the former MTA 126th Street Bus Depot.

See pp. 6, 7, 15, 16, 21 for additional project updates in the 125th Street area.

Downtown Brooklyn

In October 2018, Downtown Brooklyn was announced as the winner of the third round of the Downtown Revitalization Initiative (DRI) and will receive \$10 million in grant funding. Downtown Brooklyn is the borough's central business district, as well as its civic, cultural, transit and employment hub. With more than 12,000 residential units, 20 million square feet of occupied offices, 11 higher education institutions, and new retail and entertainment destinations, the area has been transformed into a 24/7 community. Downtown Brooklyn has become an urban center for the information technology, arts and entertainment industries.

Jumpstarted by the DRI investment, Downtown Brooklyn will improve the public realm and physical connections to the adjacent neighborhoods by extending educational and entrepreneurial opportunities and linking cultural hubs of the Downtown core, the Brooklyn Cultural Districts, DUMBO, and surrounding communities. After a five-month planning process led by a local planning committee composed of area stakeholders, the Downtown Brooklyn DRI Plan was

submitted to the state on March 29, 2019. The announcement for the awarded DRI projects took place on August 1, 2019, and the specific projects to be funded include:

- **Improve Streetscapes and Pedestrian Safety along Tillary, Navy and Park Corridors:** Create pedestrian-friendly streetscapes along the Tillary, Navy and Park corridors, addressing the enduring impact on a formerly cohesive neighborhood of the construction of the Brooklyn Queens Expressway, by reconnecting the communities surrounding Commodore Barry Park and the Brooklyn Navy Yard with Downtown Brooklyn, DUMBO, the BAM Cultural District, and other nearby destinations. This project will result in safe pedestrian crossings on St. Edwards Street and at the intersection of Tillary and Navy Streets, with potential enhancements including improved traffic configurations, wayfinding signs, bike lanes, seating, planters and drainage systems.
- **Transform Walt Whitman Library into a Modern Community Hub:** Renovate and expand outdated program space at a historic Brooklyn Public Library branch to support job training and community programming, providing flexible spaces responsive to the way 21st century public libraries are used. The upgrades to the interior of the 7,000-square-foot facility include demolition and relocation of the circulation desk, renovation of the community room, floor replacement, furniture upgrades, shelving improvements, electrical upgrades, new mezzanine spaces, and improved layout of the children's, teen, and adult sections.
- **Upgrade Commodore Barry Park with Better Access and Modern Play Spaces:** Build on recent and pending improvements to Brooklyn's oldest neighborhood park with improved access and modern play spaces, supporting the space's routine use as a prominent community gathering place and hub of cultural activity.
- **Create a Digital Tech Center at the Ingersoll Community Center:** Transform the Ingersoll Community Center's multi-purpose conference space into a full digital lab and gathering space to support new job readiness and arts programming. DRI funding will be used to relocate the center's

server room and purchase computer equipment and furniture.

- **Improve Accessibility to the Brooklyn Navy Yard:** Reconstruct the Brooklyn Navy Yard's Cumberland Street Gate to improve sightlines, enable multi-modal access and create a safer environment for pedestrians. The project will enhance connectivity to this prominent and growing commercial, employment and community anchor area.
- **Create a Public Art and Placemaking Fund:** Establish a grant program focused on public art, placemaking and cultural access to create new opportunities for local artists and cultural organizations to expand their reach to residents, workers and visitors. Potential projects include large-scale art and placemaking installations and ADA capital improvements to public cultural spaces such as assisted listening devices, accessible ticket counters, doors and ramps.

See p. 7 for additional project updates in Downtown Brooklyn.

Brooklyn Navy Yard

The REDC has consistently identified Brooklyn Navy Yard projects as priorities because of the tremendous number of jobs, growing businesses and effective workforce development programs that the industrial park and its tenants have generated over the past decade. Thanks in part to funding provided by the state, the Navy Yard houses over 400 businesses. In August 2019, the Navy Yard surpassed 10,000 jobs for the first time since the city took control of the campus and expects to reach 20,000 jobs by 2021. When a \$2.5 billion investment in increasing manufacturing capacity is fully completed, total employment is projected to reach 30,000.

Through its on-site employment center, the Navy Yard places approximately 400 local residents in jobs annually. In 2018, the Employment Center made 459 job placements, of which 34% were residents of nearby public housing sites. The Brooklyn Navy Yard Development Corporation also connects approximately 100 high school and college students to paid internships at businesses within the Navy Yard every year.

In May 2019, NYC Ferry began operation from the Brooklyn Navy Yard on the Astoria route with service to Wall Street, East 34th Street, Long Island City, Roosevelt Island and Astoria. The Astoria route has served over 1.7 million riders to date. In August 2019, an autonomous vehicle shuttle service also went into operation that connects the ferry terminal and the Navy Yard's main entrance.

See pp. 15-21 for additional project updates in the Brooklyn Navy Yard.

Coney Island (Brooklyn)

The West 8th Street Station Access Project encourages pedestrian safety and strengthens connections between the boardwalk, the aquarium and the station. Phase one of the project included curb extensions, new traffic signals and lane striping. The second phase saw the construction of a new pedestrian access point at West 10th Street and the boardwalk.

The city is investing \$181 million to upgrade sewer infrastructure to allow the development of 4,500 units of housing, with approximately 1,000 affordable units, in addition to much needed retail, services and jobs. Multiple phases of the construction are underway and is expected to be completed in 2025.

In 2021, NYC Ferry will launch the Coney Island route, including a landing at Kaiser Park with service to Bay Ridge and Wall Street. The route is expected to serve 400,000 riders annually.

Southwest Brooklyn

In 2017, NYC Ferry began operation from Red Hook Atlantic Basin, Brooklyn Army Terminal in Sunset Park, and Bay Ridge on the South Brooklyn and Rockaway routes with service to Wall Street. The South Brooklyn route has served over 1.3 million riders to date.

BioBAT Art Space was created to connect the tenants at BioBAT, a not-for-profit research and manufacturing center at the Brooklyn Army Terminal, and the communities of Brooklyn to the world of science through art. An inaugural exhibit was held at BioBAT Art Space in January 2019 entitled "Spontaneous Emergence of Order", an exhibit of work from four artists who have created ordered patterns from the natural world.

See pp. 17 for additional project updates in Southwest Brooklyn.

Hunts Point (Bronx)

The Hunts Point Food Distribution Center in the South Bronx employs over 8,000 people. The city is investing \$18 million in capital improvements at the meat market, which will replace antiquated equipment and lower the energy costs for some 40 companies and support the retention of these jobs. The project has also received \$2.1 million in ESD grants in Rounds V-VII to ensure that the market is able to remain a major source of jobs and a critical supplier of meat to the metropolitan region. Project completion is expected by the end of 2019.

Design and construction of \$22 million in rail improvements (funding sources include a \$10 million TIGER grant, the Harlem Rail Yard Public Purpose Fund, and city capital funding) are underway at the Hunts Point Terminal Produce Market, ensuring the market continues to be one of the largest rail users east of the Hudson River. As of 2019, track upgrades adjacent to Buildings A, B and C have been completed, as well as a saw-tooth platform to increase rail capacity. Rail improvements to Building D will begin design in 2020.

On August 19, 2019, the NYCEDC issued a Request for Expressions of Interest ("RFEI") for a long-term ground lease opportunity to develop a new, modern resilient facility for use by the Hunts Point Produce Cooperative Association, which supplies 25% of the produce purchased in New York City. The responses to the RFEI are due by November 1, 2019.



The inaugural exhibit at BioBAT Art Space



NYC Ferry began operation from the Brooklyn Navy Yard in May 2019 on the Astoria Route, serving over 1.7 million riders to date

Atlantis Management Group was selected to remediate, construct and operate a retail alternative-fuel facility in Hunts Point, reducing harmful emissions in the neighborhood and city. Construction is expected to be begin in late 2019.

In 2015, Baldor Specialty Foods announced it would expand into the 425,000-square-foot Halleck Industrial site. Baldor Specialty Foods privately financed the construction, completed in 2018. Operations on the site began in 2019, adding 350 new jobs and helped to expand their employee base to nearly 1,000 workers, many of which are Bronx residents.

In October 2016, a joint proposal by Gilbane Development Company, the Hudson Companies and Mutual Housing Association of New York, was selected to transform the former Spofford Juvenile Detention Facility site in three phases to produce approximately 740 units of 100% affordable housing, recreational and community facilities, commercial space, and over an acre of public open space. Demolition of the site began in spring 2018, with construction expected to begin by fall 2019. The Peninsula will support approximately 1,000 construction jobs and create more than 300 permanent jobs throughout its development and operation.

South Bronx

In September 2017, an area of the South Bronx known as the Bronx Civic Center was selected as the winner of the Round 2 DRI competition. The section stretches from 144th Street to 165th Street and is bounded by the Harlem River to the west and St. Ann's Avenue and East Third Avenue on the east.

After a six-month long planning and engagement process, twelve competitive projects were selected to be funded through the \$10 million grant in July 2018:

- **Expand the Andrew Freedman Home Cultural Art Center:** Renovate the Andrew Freedman Home Cultural Art Center to accommodate theater, visual arts, music, dance and other art productions, as well as space for workforce development and after-school programming. Refurbish and enhance the outdoor areas to increase public awareness of programming inside the historic center.
- **Convert the 149th Street Bridge into a Public Plaza:** Create an expanded sidewalk plaza that can accommodate community programming on the 149th Street Bridge that will connect the Lower Concourse to the Hub, and provide space for vendors, art and other activities.
- **Beautify Streetscapes at the Hub and 149th Street:** Invest in a series of streetscape improvements on Third Avenue, Melrose Avenue, and 149th Street to foster a stronger local identity, improve safety and encourage private investment.
- **Create a Business Improvement Fund:** Create a Business Improvement Fund available to business and property owners to fund façade and storefront improvements, upper-floor renovations and development of full-service restaurants and cafés along the area's major commercial corridors.
- **Complete an Upgrade of the BronxWorks Public Swimming Pool Facility:** Build on recent investment in a community swimming pool located at BronxWorks' Carolyn McLaughlin Community Center on the Grand Concourse. Improvements include an air handling system, new ceiling tiles and refurbished locker rooms.
- **Support the Opening of the Bronx Kreate Space Artist-Maker Hub:** Provide gap funding to build out

an artist-maker co-working space in Mott Haven at the new Bronx Kreate Space. The project, completed in August 2019, included improvements of gallery space, a café, low-cost workspace, artist studios and communal facilities.

- Improve Community Gardens at Melrose Common: Improve three community gardens in Melrose Commons with solar power, enhanced lighting, Wi-Fi access and rainwater harvesting to strengthen the area’s open space network, community resilience and sustainability.
- Activate the new Roberto Clemente Plaza: Install two outdoor cafés in the soon-to-be-completed public space at the Roberto Clemente Plaza to provide additional dining options for local workers and shoppers. One of the cafés will serve as an incubator for local food entrepreneurs.
- Enable Construction of a New Pregones Theater Space: Demolish the existing building at 571 Walton Avenue to enable the Pregones/Puerto Rican Traveling Theater to develop a modern facility that will serve as an organizational headquarters and house artist rehearsal, studio and performance space.
- Expand Low-Cost Broadband Access in Melrose Commons: Create a point-to-multi-point, roof-top-based wireless broadband network serving residents, businesses and visitors in Melrose Commons. The network would offer free Wi-Fi in

and around select public spaces; free access to an internet-enabled resource portal with community information for residents within networked buildings; and low-cost broadband service for residents within networked buildings.

- Refresh the Bronx Walk of Fame: Redesign, replace and regroup signs along the Grand Concourse between 149th Street and 167th Street, and create a digital directory to draw visitors.
- Improve Gateway at the 161st Street Station: Create a modern, attractive gateway to the Bronx outside the East 161st Street-Yankee Stadium subway station by enhancing existing concrete medians with improved plantings.

These investments are in line with the community’s vision for downtown revitalization and will build upon its successes.

The Randall’s Island Connector has increased access for Bronx residents to Randall’s Island. As a central piece of the South Bronx Greenway, the Randall’s Island Connector is an important link in the growing regional bicycle network and local access to the nearby Port Morris residents.

Construction is expected to begin this winter on Bronx Point, a mixed-income affordable housing project including about 1,000 units of housing, at least 600 of which will be below market, high-quality public open spaces, a home for the Universal Hip Hop Museum, a state-of-the-art multiplex theater, education space, a neighborhood food and beverage hall, and incubator. Phase one is anticipated to be completed in 2022.

See pp. 6, 7, 9, 17, 20 for additional project updates in the South Bronx.

Long Island City (Queens)

Hunter’s Point South is a mixed-use affordable housing development built on approximately 30 acres in Long Island City. Development at Hunter’s Point South has added 924 units to the neighborhood so far, 619 of which are permanently affordable. When completed, Hunters Point South will include 5,000 units, with at least 3,000 permanently affordable for low- and middle-income families. Hunter’s Point South will be the largest affordable housing development built in New York City since the early 1970s. The project is



Randall’s Island Connector for pedestrians and cyclists

expected to create more than 4,600 jobs and catalyze more than \$2 billion in private investment. In June 2018, the second phase of the project was completed, adding 5.5 acres of waterfront park to create a total of 11 acres of green space along the former industrial stretch.

In October 2018, the Long Island City Partnership announced the completion of a report prepared by the consulting firm East Egg Project Management, which analyzed whether Long Island City is a feasible location for a life science cluster. The report was funded in part with a \$100,000 ESD Strategic Planning and Feasibility Studies grant from Round VII.

In 2017, NYC Ferry began operation from the landing at Long Island City on the Astoria route. The Astoria route has served over 1.7 million riders to date. In August 2018, NYC Ferry also added the Lower East Side route, which also connects to the Long Island City Landing. The Lower East Side route has served nearly 300,000 riders to date.

See pp. 17, 19 for additional project updates in Long Island City.

Jamaica/Southern Queens

Downtown Jamaica is experiencing a wave of private and public investments in infrastructure, housing, hospitality, retail and jobs. In August 2016, Governor Cuomo announced that Downtown Jamaica was selected as the winner of the \$10 million DRI in New York City.

After a six-month public planning and engagement process, seven projects were announced in July 2017 to be funded through the \$10 million DRI grant funding:

- **Greater Jamaica Development Corporation Co-Working Space:** Create a shared workspace for local entrepreneurs and independent professionals at the Moda Building run by Greater Jamaica Development Corp (GJDC). A 10,000-square-foot space centrally located in the DRI will be fully built out to provide affordable, flexible workspace and access to business equipment and services for startups, freelancers and others. In total, the space will accommodate up to 90 users and will be operated by GJDC in partnership with York College, a START-UP NY campus. Construction is expected



Ferry landing in Long Island City, Queens

to begin in November 2019 and be complete by July 2020.

- **Bring High-Speed Broadband to Downtown Jamaica:** Strengthen Jamaica's broadband infrastructure to deliver high-speed service to existing businesses and the public. The project will bridge two gaps in the conduit pathway so that new lines can be run to Jamaica, providing necessary increased capacity and allowing for the installation of fixed wireless hubs to support Wi-Fi-based broadband connectivity and a broadband market. As part of the project, continuous conduit placement on Jamaica Avenue was completed in the spring of 2018 and will allow for the installation of 70 LinkNYC kiosks, as well as greater broadband service to the area. A planned marketplace assessment study is underway and will engage local business owners and residents to survey the current state of broadband and requirements for future service.
- **Conversion of Archer Archways-159th Street into a Public Space:** Create a public space around the Long Island Rail Road underpass at 159th Street, the key pedestrian gateway between York College and downtown Jamaica. Improvements will include overhead lighting, public art, seating and event space. The space will be designed to allow for vendors to set up temporary stalls for commercial use.

- **Downtown Jamaica Gateway Improvements:** Transform Jamaica Center into an inviting downtown gateway by expanding and upgrading the pedestrian space on Parsons Boulevard between Jamaica and Archer Avenues, as well as implementing lighting and streetscape improvements. The city will fund initial work to temporarily expand pedestrian sidewalk space resulting in a venue for enhanced public programming. DRI funds will then be used to reconstruct the street to make pedestrian improvements and streetscape elements permanent.
- **Fund for Dining Options Downtown:** Improve downtown dining options and nightlife activity by establishing a Restaurant Startup Fund and establishing incubator space for new food businesses at the Jamaica Market. More dining options will attract and retain residents and workers. These funds will provide fully outfitted, dedicated restaurant space and funding for equipment in order to defray high industry startup costs. Four stalls will be provided at the Jamaica Market and a fund will be formed to support restaurant operators seeking to expand or open new space downtown.
- **Prime Skills Entrepreneurship Fund:** Expand Prime Skills, an entrepreneurship training program overseen by the Queens Economic Development Corporation that helps low-income Jamaica residents launch or grow businesses. The project is supporting two program cohorts, the first of which graduated in spring of 2018, and will expand mentorship and support to previous program graduates and provide a fund to purchase equipment for program graduates. This workforce development program will allow the local community to participate in the economic growth of the DRI.
- **Career Prep at Edison High School:** Enhance Thomas A. Edison Career and Technical Education High School's nationally recognized career and technical education (CTE) programs. This project will provide funds for new equipment and software to enable the CTE programs to stay on the leading edge and ensure graduates are job-ready in the tech, design and health care sectors—growth industries in downtown Jamaica. Availability of a qualified workforce will support continued growth of these industries.


Through the RISE: NYC program, the nonprofit New America, worked in partnership with the Rockaway Development and Revitalization Corporation to install a resilient mesh wireless Internet network for Sandy-impacted small businesses in Downtown Far Rockaway and to train the local workforce in its deployment. The network was fully completed in June 2019 and installation was completed for 14 businesses. This new infrastructure will allow for uninterrupted internet access during future extreme weather events.

In May 2017, NYC Ferry inaugurated a route to Beach 108th Street and Beach Channel Drive in Rockaway Park, which served 11,000 riders during its first week of service. In order to meet much higher demand than initially expected, the first of NYC Ferry's new, larger 350-passenger capacity vessels set sail in August 2018. The new vessels have more than double the capacity of previous NYC Ferry boats. The Rockaway route has served over 1.5 million riders to date.

See pp. 7, 16, 21 for additional project updates in Jamaica/Southern Queens.

Flushing/Willets Point (Queens)

In 2018, the city announced a deal for a 100% affordable housing development with ground floor retail, open space and a school on six acres in Willets Point as the first phase of the redevelopment. All land parcels within the first phase were acquired by the city and environmental testing for Phase 1A is complete—a critical step toward unlocking the full potential for the



Thomas A. Edison Career and Technical Education High School Students



The Amazon Fulfillment Center in Staten Island uses Amazon Robotics

area. The long-term redevelopment of this neighborhood will transform this underutilized, environmentally contaminated area into New York City's newest mixed-use neighborhood.

To plan for the next phase of development, the Willets Point Task Force met four times over the summer of 2018 and released two illustrative scenarios for future development.

See pp. 6, 7, 17 for additional project updates in Flushing/Willets Point.

North Shore (Staten Island)

The city will invest \$31.2 million in transit and open space upgrades as part of the Bay Street Corridor Neighborhood Plan. These upgrades will include improvement of pedestrian amenities, installation of new traffic signals and traffic calming measures to enhance connectivity between transit and the nearby residents and businesses.

In 2020, NYC Ferry will launch the St. George route, which will include the first NYC Ferry landing in Staten Island on the North Shore with service to Battery Park City and West 39th Street. This route is expected to serve two million riders annually.

See pp. 6, 7 for additional project updates in the North Shore.

West Shore (Staten Island)

In 2018, a new \$100 million Amazon fulfillment center opened in the Global Logistics Park on the West Shore of Staten Island, creating more than 2,000 full-time jobs. The 855,000-square-foot facility is Amazon's first fulfillment center in New York and offers opportunities for employees to engage with advanced robotics in a highly tech-enabled workplace. Amazon has a robust network of fulfillment centers around the world, with more than 70 located across the U.S. The center in Staten Island features innovative technology including Amazon Robotics. To encourage Amazon's expansion into New York state, ESD offered the company up to \$18 million in performance-based tax credits through the Excelsior Jobs Program. In addition to the 2,250 new jobs at the facility, Amazon will retain an additional 886 jobs in New York over the next five years.

NYCEDC is constructing the city's first mitigation banking pilot project, which restores and protects 68 acres of severely degraded wetlands at the Saw Mill Creek site on Staten Island's West Shore. In the pilot, restoration of Saw Mill Creek has generated "credits" of mitigation that can be used to offset permitted and unavoidable impacts of future waterfront projects. ESD awarded the project \$500,000 in Round II and the New York State Department of State (NYS DOS) awarded a \$1 million grant in Round IV of the CFA to this project. Restoration work was completed in August 2019. The mitigation bank is operational and credit transactions are underway.

NYCEDC and PANYNJ are collaborating on the redevelopment and build-out of the Teleport Industrial Park, an office park located on a 100-acre campus. The campus currently includes five commercial buildings and data centers with 700,000 square feet of office space, as well as another 31 acres of vacant land. The Nicotra Group began construction on a 330,000-square-foot building in summer 2017 and it is expected to be complete in 2020.

Update on Existing Regional Priorities

IMPLEMENTING THE OPPORTUNITY AGENDA THROUGH WORKFORCE DEVELOPMENT

In June 2019, the Bureau of Labor Statistics reported that the national unemployment rate was 3.7%, signifying the continued tightening of the labor market in the U.S. The same report said that the underemployment rate was 7.2%. However, there were still an estimated 14.6 million job listings by employers looking for skilled employees with three-quarters of a million of these available jobs in New York state, a 36% increase compared to June 2018. These numbers demonstrate the growing shortage of skilled employees and the mismatch between the skills employees have and the skills that employers need.

Increasing the number of best-in-class workforce development programs is a major priority for the governor and the announcement of the new, state-wide Workforce Development Initiative (WDI) led by the state Office of Workforce Development to manage these activities will help advance that goal. A streamlined and technology-enabled workforce development system will more effectively serve employers, trainees and job seekers.

To this end, the REDC supports programs that:

- Make it easier for New Yorkers to identify and access training opportunities that lead to jobs and provide on-ramps for at-risk populations such as out-of-school youth, veterans and previously incarcerated individuals.
- Promote sector-based workforce programs that aggregate and respond to employer expectations of required competencies and encourage collaboration by service providers.
- Advance work-based learning opportunities through programs targeted not only toward

individuals in school but also for those individuals in need of upskilling or assistance in transitioning industries.

The REDC is supporting the governor's staff on all aspects of the WDI and its implementation in the city. REDC members are represented on the New York City Workforce Committee, charged with reviewing the applications that are submitted through the WDI CFA. In addition, REDC members are working with local workforce development service providers and advocacy groups to make sure that the workforce development sector at large is aware of the funding opportunity through the WDI. Recently, the REDC partnered with the Workforce Development Institute, the New York City Employment and Training Coalition and the New York Association of Training and Employment Professionals in hosting a NYS Workforce Development Initiative Information Session on August 20, 2019 at the New York Genome Center. There were 186 attendees at the event, which included a presentation from Madhuri Kommareddi, director of workforce development in the governor's office, along with two panel discussions—one on the state funding programs and another on workforce development partnerships.

KEEP THE PROJECT PIPELINE FLOWING

The REDC continues to aggressively promote the CFA process and encourage applications from across New York City. REDC members organized meetings, tours, conference calls and public events to promote Round IX of the CFA, speaking with elected officials, civic leaders, business owners, nonprofit organizations and other stakeholders.

Building off of successful outreach efforts in previous rounds, one of the REDC's primary goals is to continue to diversify the project pipeline and educate organizations of the CFA process. This five-borough approach

was successful, as the REDC received 307 finalized applications this year with 103 new applicants.

Downtown Revitalization Initiative Outreach

The REDC conducted a comprehensive and transparent outreach and nomination process to solicit applications for the DRI. All five of New York City's borough presidents participated in a DRI work group to supply up to two applications per borough. As part of their outreach, the borough presidents were encouraged to work with community boards, local business improvement districts and local economic development organizations. This effort resulted in the receipt of six high-quality applications for review and scoring.

Consolidated Funding Application Workshops

The REDC hosted two CFA training workshops for New York City-based businesses and not-for-profit organizations to provide an overview of the CFA process as well as information on how to apply for funding from nearly two dozen agency programs. The two workshops, held in Brooklyn and Manhattan, were attended by nearly 250 people.

Consolidated Funding Application Info Sessions

As part of its outreach effort, the New York City REDC organized three CFA Info Sessions to promote Round IX of the CFA:

- On May 30 the Queens Borough President's Office hosted an Info Session at Queens Borough Hall;
- On June 6 the Staten Island Economic Development Corporation hosted an Info Session at the Staten Island Zoo;
- On June 26 the Bronx Borough President's Office hosted an info session at Hostos Community College.

Approximately 100 people attended the three sessions to hear ESD staff present on CFA funding opportunities.

Priority Project Public Forum

On July 24, 2019, the REDC hosted a priority project forum in Long Island City, Queens. The REDC invited organizations seeking priority project designation to testify and 22 applicants presented their projects,

several of which were new applicants or were in attendance solely as a result of the REDC's outreach.

Additional Ongoing Initiatives

INNOVATION HOT SPOTS & NEW YORK STATE CERTIFIED BUSINESS INCUBATORS

MANHATTAN

CUNY iHub for Innovation and Entrepreneurship

The CUNY iHub, located on 125th Street in Harlem and established in 2011, was part of the Round IV designation as an Innovation Hot Spot. The CUNY iHub provides entrepreneurship training, with support for several faculty members to create their startup plan and establish a company at the iHub. It also offers entrepreneurship seminars and workshops/training sessions. In coordination with New York City Regional Innovation Node (NYCRIN), the iHub incorporates the Lean LaunchPad process, best known as the entrepreneurship training curriculum for the National Science Foundation Innovation Corps (NSF I-Corps). The iHub Hot Spot designation was renewed for another five years in Round VII of the REDC initiative. It will receive an ESD grant \$1.25 million (\$250,000 each year) for operating costs.

Icahn School of Medicine at Mount Sinai

The Mount Sinai Med-Tech incubator will provide comprehensive support for companies to develop businesses in, and solutions to, medical technology. The designation was awarded in Round V.

QUEENS

The Entrepreneur Space

The Entrepreneur Space in Long Island City, operated by the Queens Economic Development Corporation, is an incubator for emerging food manufacturers that offers kitchen space, business counseling and technical assistance. The designation was first awarded in Round V and renewed in Round VIII.

NYDesigns at LaGuardia Community College

NYDesigns helps resident businesses create and implement strategic plans, emphasizing collaboration and resource sharing between design and hardware clients. The designation was awarded in Round V and renewed in Round VIII.

BROOKLYN

The Brooklyn NYS Biotech Certified Incubator

The Brooklyn NYS Biotech Certified Incubator at SUNY Downstate Medical Center, also a START-UP NY site, was designated in Round III and renewed in Round VI. START-UP NY companies accepted into the incubator to date include: Accutar Biotechnology, Inc., Applied Biological Laboratories, Inc., Aquaneers Inc., AzurRx BioPharma, Inc., BioHealthWays, Inc., Biomolecular, Inc., Celmatix, CMP Scientific Corp., Concarlo Holdings, LLC, CortecNet Corp., DrinkSavvy, Inc., EpiBone, Inc., Epi One Inc., Fesarius Therapeutics Inc., HemoGenyx LLC, HistoWiz, Inc., International AIDS Vaccine Initiative, Kinno Inc., Lucerna, Inc., MacroGen Corp., Mirimus, Inc., Mousensor, LLC, New York Huaqi Bioengineering, LLC, NIRx Medical Technologies, LLC, Paritic, Inc., Parkside Scientific, Inc., PrimaryBio, LLC and ReferWell.

NYU-Poly NYS Certified Incubator

The NYU-Poly NYS Certified Incubator, also a START-UP NY site, is focused on digital media and other tech businesses. The designation was awarded in Round III and renewed in Round VI. START-UP NY companies accepted into the incubator include Geometric Intelligence, Board Vitals Inc., Paperspace, Co., FINDMINE, Bubbl, Inc., Carmera, Inc. and Rabt Technologies Inc.

SUPPORTING THE DEVELOPMENT OF AFFORDABLE HOUSING

The housing market in New York City continues to be among the most expensive in the nation with an especially heavy burden on low- and middle-income households. Sixty-four percent of city residents are tenants, most in neighborhoods where rents are rising and vacancies are low. Nearly half of renters are “rent-burdened”—paying more than 30% of their income for rent and utilities. Nearly one-fourth are “severely rent-burdened”—paying more than half of their income for rent and utilities. High housing costs put pressure on employers to raise wages, making it more difficult for the city to be competitive with other popular job locations.

In 2016, the city enacted a Mandatory Inclusionary Housing and Zoning act that requires housing developers to set aside at least 25% of new units for affordable housing. The REDC has supported this effort to increase the inventory of affordable housing, as well as efforts to provide workforce development opportunities and quality construction jobs as part of the overall housing development program.

STATE AGENCY RESOURCE TEAM

The REDC will continue to employ the resources of the State Agency Resource Team (SART) to align state programs with REDC priorities, facilitate progress on projects, share expertise and best practices and disseminate information among regions.

In 2019, the SART was involved with the following in the New York City region:

Downtown Revitalization Initiative

In the fall of 2018, and the winter and spring of 2019, NYS DOS staff worked closely with the Local Planning Committee and HR&A Advisors on planning outreach meetings with local stakeholders for the DRI Round Three in Downtown Brooklyn. They engaged the community, analyzed existing conditions and opportunities, developed a strategy and implementation plan and finalized the strategic investment plan.

In 2018-2019, NYS DOS staff also worked closely with ESD, New York State Department of Labor (NYS DOL) and NYS Homes and Community Renewal staff on

finalizing contracts for DRI One and Two projects in Jamaica, Queens and the Bronx Civic Center area.

For DRI Round Four, NYS DOS staff worked closely with the REDC to develop a process for community outreach and to evaluate and select a downtown area.

REDC Meetings

SART members are routinely invited to attend REDC meetings and are generally provided with a draft agenda a few days prior to the meeting.

New York State Consolidated Funding Application Workshops

SART members, representing 10 state agencies participating in the Round IX CFA, attended two CFA workshops held in New York City.

Beyond the CFA workshops, the SART members provided valuable outreach to solicit stronger projects, particularly in the areas of Workforce Development and Downtown Revitalization.

IMPLEMENTATION OF STATE PRIORITIES

Keep the Project Pipeline Flowing

Progress to Date

- The following organizations met with REDC members and/or staff, or presented to the council at a public forum on July 24, 2019, to ensure a strong project pipeline: :
 - Andromeda Community Initiative
 - AB CDL Training
 - Bronx Documentary Center
 - Brooklyn Public Library
 - Civic Hall
 - Emerald Isle
 - Friends of the High Line
 - Golden Customs
 - Greater Jamaica Development Corporation
 - Green-Wood Cemetery
 - King Street Properties
 - Long Island City Partnership
 - Manhattan Theatre Club
 - New Lab
 - New York University
 - Pratt Institute
 - Pursuit
 - Queens Community House
 - Red Hook Initiative
 - Times Square Alliance
 - SIEDC
 - Pratt Center
 - Queue.NYC
 - Universal Hip Hop Museum
- REDC executive committee members and/or staff met with leadership from citywide groups, local development corporations and business improvement districts to discuss the CFA and to encourage applications.
- The REDC hosted CFA workshops in Brooklyn and Manhattan and participated in CFA information sessions in Queens, Staten Island and the Bronx.
- The REDC held a Priority Project Public Forum on July 24, 2019 at the Brewster Building in Long Island City, where 22 project sponsors provided testimony.
- This REDC outreach resulted in 307 CFAs in Round IX, including 103 CFA applicants who had never applied before.

Future Actions and Timeline for Completion

- The REDC will continue outreach throughout 2019 and 2020, with a focus in Q1 and Q2 2020 to encourage applications for Round X of the CFA.

IMPLEMENTATION OF STATE PRIORITIES

Local Government Engagement	
Progress to Date	Future Actions and Timeline for Completion
<ul style="list-style-type: none"> The NYCEDC was invited to participate in the REDC Environmental Justice and Economic Development Work Group. The offices of the borough presidents were asked by the REDC to lead outreach and act as applicants for Round Four of the DRI. The REDC received a total of six applications from the five borough presidents' offices (two from Manhattan). Due to the REDC's local engagement, the city and borough presidents submitted a total of 11 applications in 2019, including the DRI Round Four applications. 	<ul style="list-style-type: none"> In Q4 2019, the REDC will work with the winning DRI Four community and the local planning committee, led by that community's borough president. Starting in Q1 2020, the REDC will proactively engage with city agencies and local officials to develop a pipeline of projects and identify opportunities to collaborate for Round IX of the CFA.
Measure Performance	
Progress to Date	Future Actions and Timeline for Completion
<ul style="list-style-type: none"> The REDC gathered data and reported on key economic outcomes, such as job creation and retention generated by REDC-funded projects in the eight previous competitions. The REDC also invited several project sponsors to report on the status and outcomes at regular REDC meetings. 	<ul style="list-style-type: none"> The REDC will secure interim data on project status at the mid-year REDC meeting in Q2 2020 and continue to include reports from project sponsors at all REDC meetings. In Q3 2020, REDC staff will review job creation and retention data for funded projects and report results to the REDC while Round X priorities are under consideration.
NYS Certified Incubators/Innovation Hot Spots	
Progress to Date	Future Actions and Timeline for Completion
<ul style="list-style-type: none"> New York City currently has five NYS-certified business incubators and one designated Innovation Hot Spot. Two of the certified incubators were re-designated in Round VIII. One certified incubator, Pratt Institute Fashion + Design Accelerator, closed in April 2019. 	<ul style="list-style-type: none"> Throughout the year, REDC staff will continue to track contract and funding status at the NYS Certified Incubators and Innovation Hot Spots and will report results to the REDC in Q3 2020.
Regional Economic Cluster	
Progress to Date	Future Actions and Timeline for Completion
<ul style="list-style-type: none"> The REDC focus in Round IX remains to support the growth of a life sciences cluster in New York City. NYFIRST awards of up to \$1.0 million each were made to three institutions (two in New York City: Columbia University and the Icahn School of Medicine at Mount Sinai) in connection with the recruitment of exceptional translational life science researchers from out of state. 	<ul style="list-style-type: none"> The REDC will continue to collaborate with Long Island, Mid-Hudson, Western New York and other interested regions.

IMPLEMENTATION OF STATE PRIORITIES

Regional Global NY Plans	
Progress to Date	Future Actions and Timeline for Completion
<ul style="list-style-type: none"> Worldwide Flight Services (WFS) has demonstrated its confidence in the New York air cargo market by signing a 15-year lease on a new state-of-the-art, 346,000-square-foot cargo terminal. This terminal is the first phase of the Port Authority of New York and New Jersey's comprehensive Vision Plan to enhance the international reputation of John F. Kennedy International Airport (JFK). WFS is already one of the largest cargo handlers at JFK, handling over 650,000 tons of cargo a year for nearly 70 airlines at its nine facilities at the airport, which currently span over 760,000 square feet. The projected opening of the new building in 2020/2021 supports WFS' commitment to the highest standards of safety, security and service, and will also enable the company to offer JFK's first dedicated facilities for temperature-controlled pharmaceutical products and perishable cargo. The facility will offer improved cargo flows and reduced transfer times, shorter truck waiting times and will incorporate the latest security and screening systems and procedures. The project received a \$500,000 ESD grant in Round IV of the REDC initiative. The ESD Global NY Division conducted trade mission to Mexico in January 2019 and Israel in March 2019, which included five and nine firms, respectively. A New York City international marketing and trade firm participated in both trade missions. 	<ul style="list-style-type: none"> The REDC will support ESD in promoting and marketing the Global NY Fund to companies and organizations throughout the year. The REDC will reach out to the many international business organizations with offices in New York City to inform them of the Global NY Fund, New York state trade missions and related support through the State Trade and Expansion Program (U.S. Small Business Administration) and will look for opportunities to encourage relationships and expand export activity.
Workforce Development and Opportunity Agenda	
Progress to Date	Future Actions and Timeline for Completion
<ul style="list-style-type: none"> The REDC's Workforce Development Initiative Committee met on June 17, July 2, July 16, and August 15, 2019 to review a total of 47 Workforce Development Initiative (WDI) applications and make recommendations. 65 finalized WDI applications have been submitted to the CFA as of September 12, 2019. The REDC partnered with the Workforce Development Institute, the New York City Employment and Training Coalition and the New York Association of Training and Employment Professionals in hosting a NYS Workforce Development Initiative Information Session on August 20 at the New York Genome Center. There were 186 attendees at the event, which included a presentation from Madhuri Kommareddi, Director of Workforce Development in the governor's office, along with two panel discussions—one on the state funding programs and another on workforce development partnerships. 	<ul style="list-style-type: none"> The REDC will continue to focus recommendations for state funding through the CFA in 2020 and through the state's new workforce development initiative on projects that lead to gainful employment and upward mobility. The REDC WDI Committee will continue to meet at least monthly to review new applications. Additional information sessions are expected to take place during 2019 and 2020 with local workforce development stakeholders.

IMPLEMENTATION OF STATE PRIORITIES

Veterans Participation in the Workforce

Progress to Date	Future Actions and Timeline for Completion
<ul style="list-style-type: none">• In 2019, 81 CFA applicants expressed a desire to directly engage the veterans' community as part of the implementation of their projects.• The REDC is proposing Excelsior Jobs Program tax credit funding in Round IX for a veteran-founded company, Unite US.	<ul style="list-style-type: none">• The REDC will continue cultivating a working relationship with NYU and other veterans' stakeholder organizations to support new veteran-run businesses.• The REDC will identify and support additional workforce development projects that promote veteran enrollment.• The REDC will focus workforce development efforts to advocate for and support veterans groups that raise awareness of workforce training and business incentive opportunities.





PART FOUR

Projects



Catbird's jewelry studio in the Brooklyn Navy Yard employs over 40 jewelers.

Priority Project Descriptions

The following projects are submitted by the REDC for funding under the 2019 ESD Capital Competitive Grant and the ESD Excelsior Jobs Program in Round IX of the CFA. With respect to the capital grant competition, the REDC has selected projects that address the top priorities of the state and advance the Strategic Plan.

PRIORITY PROJECT SELECTION CRITERIA

As part of its five-year economic development plan for New York City in 2011, and its progress reports from 2012 to 2019, the REDC has identified several criteria for identifying priority projects. These include the following:

Workforce Development and REDC Opportunity

Agenda: Workforce development projects are now supported by Governor Cuomo's new \$175 million initiative, which the REDC strongly supports. Priority projects requiring capital grants available through the traditional CFA programs should focus on training individuals for the jobs that exist in New York City today, as well as skills training programs that are transferable across industries. Capital awards for workforce development programs that emphasize training in careers with clear career paths, particularly to mid-wage occupations, as well as those that focus on populations that face significant barriers to employment such as women and youth, will be prioritized. Public-private partnerships are particularly encouraged.

Job Creation: Only projects that directly or indirectly create, retain or prepare New Yorkers for jobs receive priority, with special consideration for the quality of jobs as measured by wage levels and benefits, permanence, and/or access to longer-term career advancement opportunities.

Relief of Conditions of Economic Distress: New York City is home to the majority of New York state residents who live below the poverty line. Since few decent employment solutions exist for people who lack education and basic workplace skills, priority will go to projects that provide opportunities for training and skills development for economically disadvantaged communities and individuals.

Leverage Investment: Projects that seek public funds must demonstrate the extent to which a state investment will leverage private investment and other public contributions, both directly to the project and indirectly through the project's multiplier effects in the city and state.

Social or Economic Transformation: Projects that will receive priority are: 1) most likely to provide a significant contribution to an industry cluster that is important for future growth of the city economy; and/or 2) contribute to the resurgence of an economically

distressed community; and/or 3) meaningfully improve the quality of life or expand opportunities for economically disadvantaged people.

Feasibility: Priority projects for competitive funding must have conditional financing commitments, a clear time frame for implementation and a business plan that indicates long-term economic sustainability.

Measurable Impact: Project plans must include projections of what they will contribute to economic growth in terms of job creation, investment, business revenue generation, community benefits, cluster development or other indices that can be monitored and measured.

Innovation: New York City has a number of assets that position it for competitive advantage in the innovation economy. Projects that strengthen and build upon these assets (research universities, industry pioneers, early stage investors, entrepreneurial networks and technology training facilities) will receive priority.

Partnerships with Higher Education Institutions: Priority will go to projects that incorporate a role for higher education institutions, such as START-UP NY.

Strong Business Partnerships: Projects designated as "priority" by the REDC must include partnerships with private sector employers and/or investors.

Innovation Economy Focus: Priority will be given to projects that advance the innovation economy with a particular focus on projects that develop the life sciences sector by supporting life sciences companies and/or establishing a talent pipeline from training to employment in life sciences. Health IT, clean energy and big data are additional areas of focus.

Inter-regional Cooperation: Projects that incorporate initiatives with other regions of New York state will be prioritized.

Finally, the REDC will look for projects that best fulfill the objectives of programs that have been prioritized by New York state including projects that work to improve the accessibility and quality of child care, life sciences, Regional Economic Cluster plans, Global New York, business incubation, veterans' participation and local government engagement. In addition, projects that support community investment in place-making and downtown revitalization will be prioritized.

ESD Capital Grants

AMERICAN MUSEUM OF NATURAL HISTORY VIVARIUM

Location: Upper West Side, Manhattan

The American Museum of Natural History is requesting funding to support the development of a permanent Butterfly Vivarium to be a major attraction within its new building, the Richard Gilder Center for Science, Education, and Innovation, which broke ground in spring 2019. The Vivarium, supporting 600 construction jobs, will be a year-round living exhibit with enhanced programmatic and educational elements planned to be completed by the end of 2022. Visitors of all ages will enjoy opportunities to interact and observe butterflies in environments similar to their natural habitats and to engage with teachers, guides and experts. The Vivarium will also serve as a one-of-a-kind space for small events. There will be a behind-the-scenes staff area that will be visible to the public, where visitors can observe animal experts as they unpack pupae, prepare feeders and more.

Total Project Cost:	\$2,250,000
Applicant:	American Museum of Natural History
CFA#:	94581
Total Funding Requested:	\$450,000
Past CFA Awards:	Round IV: \$60,000 (Arts) Round V: \$1,000,000 (Market NY) Round VI: \$1,000,000 (Market NY)
REDC Priorities:	Advances Regional Priorities, Local Government Engagement, Placemaking

CATBIRD ECOMMERCE EXPANSION

Location: Brooklyn Navy Yard

Catbird is a woman-owned, Brooklyn-based manufacturer of fine jewelry. The company is a certified Made in NY business committed to innovating its operations to enhance market share and provide opportunities to its local workforce. With online sales growing rapidly, Catbird is quickly outgrowing its current space, and is seeking additional room for its e-commerce and customer service teams at the Brooklyn Navy Yard. Beginning in March 2020 and over the next five years, Catbird plans to create 50 new jobs and invest in renovations, machinery and technology. It will also lease an additional 12,000 square feet to build a state-of-the-art e-commerce and fulfillment center. These upgrades will create jobs in IT, customer service, fulfillment and system development.

Total Project Cost:	\$2,958,859
Applicant:	Rony Elka Vardi Inc.
CFA#:	92603
Total Funding Requested:	\$591,772
Past CFA Award:	Round VII: \$400,000 (Excelsior)
REDC Priority:	Advances Regional Priorities

DIGITAL GIRL, INC.—BEDFORD UNION ARMORY COMPUTER LAB

Location: Crown Heights, Brooklyn

Digital Girl, Inc. (DGI), founded in 2014, is dedicated to empowering the underserved youth of New York City, especially girls, to pursue studies and careers in STEM. DGI programs introduce students to computer coding through partnerships with local schools. To date, approximately 4,000 students have participated. The project will consist of 3rd floor renovations to fit-out a state-of-the-art technology lab, as well as a classroom to host technology training workshops and classes that will be offered to the community. The project, scheduled to begin in January 2020 and end in December 2020, includes adding an office, bathroom, HVAC and equipment closets. DGI has also developed an afterschool enrichment program which commenced in the spring of 2015 with two schools and has expanded to 14 public schools. The new facility will house another afterschool program.

Total Project Cost:	\$275,000
----------------------------	-----------

Applicant:	Digital Girl, Inc..
-------------------	---------------------

CFA#:	94823
--------------	-------

Total Funding Requested:	\$55,000
---------------------------------	----------

REDC Priorities:	Advances Regional Priorities, Child Care, Workforce Development
-------------------------	---

EMERALD ISLE IMMIGRATION CENTER—BRONX RENOVATION

Location: Woodlawn Heights, Bronx

The Emerald Isle Immigration Center (EIIIC) was established in 1988 to provide day-to-day assistance to new Irish immigrants. Since then, the EIIIC has expanded its mission to assist immigrants from all backgrounds in accessing the services they need to successfully adapt to life in New York City. EIIIC is requesting support to complete renovation of its Bronx Immigration Center, resulting in five new jobs. The project will assist EIIIC in its efforts to remove barriers to employment for immigrants and to help immigrant seniors stay engaged in the local economy. This project will allow EIIIC to replicate its successful Queens location programming in the Bronx. Expected outcomes include doubling current program space within the existing footprint, a new computer lab and library, new class and staff space, flexible space to host public events, and an elevator making all three stories accessible. The EIIIC is ready to begin the year-long construction project, projected to be completed by September 2021. EIIIC expects to increase the number of clients served by at least 20% in the first year after project completion.

Total Project Cost:	\$2,377,000
----------------------------	-------------

Applicant:	Emerald Isle Immigration Center
-------------------	---------------------------------

CFA#:	92468
--------------	-------

Total Funding Requested:	\$480,000
---------------------------------	-----------

REDC Priorities:	Advances Regional Priorities, Downtown Revitalization, Placemaking
-------------------------	--

FRIENDS OF THE HIGH LINE— WESTERN RAIL YARDS

Location: West Village, Manhattan

Friends of the High Line is seeking funding to renovate the Western Rail Yards, the last section of the High Line park. Extending west along 30th Street and then north to 34th Street, this section of the High Line ends at 34th between 11th Avenue and the West Side Highway, across the street from the Javits Center. This section will be refurbished with a paved walkway, new power utility infrastructure and lighting to allow this section to remain open after dusk. The drainage system will be repaired and the structure will be painted to protect the historic structure. The Western Rail Yards is a critical section of the park as it allows workers, tourists and residents to reach destinations including the Javits Center, Hudson Yards, Penn Station and the wide variety of cultural and entertainment destinations to the south. Work will begin in November of 2020 with completion expected in April 2021. The project will result in four new jobs and 30 construction jobs.

Total Project Cost:	\$10,000,000
Applicant:	Friends of the High Line, Inc.
CFA#:	90018
Total Funding Requested:	\$2,000,000
REDC Priorities:	Advances Regional Priorities, Downtown Revitalization, Local Government Engagement, Placemaking

GOVERNORS ISLAND TECH ACCELERATOR

Location: Governors Island, Manhattan

The project will rehabilitate Pershing Hall, a former administrative office for the U.S. Army, as a new 27,000-square-foot accelerator for startups and businesses researching and designing innovative solutions to climate change, sustainability and resiliency. The accelerator will activate a currently unoccupied, historic building with new classrooms, workspaces, laboratory space and meeting rooms, enabling small businesses to use Governors Island as a living laboratory for environmental research. Improvements to the building envelope, interior spaces and mechanical systems will allow for year-round operation of the facility. The \$20 million project will begin in May 2021 with completion in May 2022 and result in 150 new jobs and 140 construction jobs.

Total Project Cost:	\$20,000,000
Applicant:	Governors Island Corporation
CFA#:	95059
Total Funding Requested:	\$4,000,000
REDC Priorities:	Advances Regional Priorities, Placemaking

**GREATER JAMAICA
DEVELOPMENT CORPORATION—
INDUSTRIAL DEVELOPMENT**

Location: Jamaica, Queens

Greater Jamaica Development Corporation (GJDC), founded in 1967, is one of the nation’s first community development corporations. Its goal is to encourage responsible private and public investment to enhance the quality of life for the residents and workers in the Jamaica, Queens community. To address the lack of affordable and modern manufacturing space in New York City and promote industrial development in Queens, GJDC will acquire and renovate three underutilized buildings for full-time manufacturing. Site 1 (179-10 93rd Ave.) and Site 2 (177-10 93rd Ave.) will be home to more traditional manufacturers. Site 3 (97-02 150th Street) will be developed for small batch manufacturing, with space for up to 30 small businesses. These sites will offer below-market rate rents and flexible lease terms, which will provide manufacturers with easy access to step-up space as they grow. Renovation (including solar panel and green roof installation) and fit-out of each site will start in May 2020 and be complete by March 2021. The project is expected to create 18 construction jobs and, through its tenants, result in 67 manufacturing jobs.

Total Project Cost:	\$19,875,000
Applicant:	Greater Jamaica Development Corporation
CFA#:	91663
Total Funding Requested:	\$1,500,000
Past CFA Award:	DRI Round 1: \$1,650,000 (ESD)
REDC Priorities:	Advances Regional Priorities, Downtown Revitalization, Environmental Justice

**GREENPOINT MANUFACTURING
AND DESIGN CENTER—
BROWNSVILLE INDUSTRIAL CENTER**

Location: Brownsville, Brooklyn

Building upon the success of seven completed industrial redevelopment projects, with an eighth currently underway, Green Point Manufacturing and Design Center (GMDC) is partnering with The Bridge to redevelop a 176,000-square-foot former industrial complex to include affordable and supportive housing, a community facility and GMDC’s multi-tenanted center for small-scale manufacturing. The project will address New York’s growing emphasis on retaining manufacturing space for small businesses by marketing to GMDC’s traditional tenants (e.g., custom woodworkers, cabinet makers, artisanal trades such as set builders and display makers, homes goods manufacturers, metal workers and garment makers). Once complete, the 40,000-square-foot facility will provide long-term space for approximately 10 small manufacturing businesses and 35 new jobs, with workers making an average of \$49,000 per year, and 59 construction jobs. Construction will begin in June 2020 with planned completion by August 2022.

Total Project Cost:	\$17,923,428
Applicant:	Greenpoint Manufacturing and Design Center Local Development Corporation
CFA#:	89369
Total Funding Requested:	\$3,500,000
Past CFA Award:	Round VI: \$2,100,000 (ESD Grant)
REDC Priorities:	Advances Regional Priorities, Downtown Revitalization, Workforce Development

GREEN-WOOD CEMETERY EDUCATION AND WELCOME CENTER

Location: Greenwood Heights, Brooklyn

Green-Wood Cemetery, a National Historic Landmark founded in 1838, was one of the first rural cemeteries in America. Green-Wood's popularity in the 1800's helped inspire the creation of public parks, including Central Park and Prospect Park. The Green-Wood Historic Fund, whose mission is to maintain Green-Wood's monuments and historic buildings, will construct a 19,500-square-foot Education and Welcome Center directly across the street from the cemetery's main gate. The center will include a reception area, a gallery (exhibitions and digital media), a research center and library, a flexible education and program space, and offices. The new facility will enable additional public programming and educational opportunities as well as engage visitors in the art, history and nature of the cemetery. Visitors are expected to increase by 50% to 445,000 annually with the addition of the center. Construction will begin in December 2019 and be completed by January 2022, and will create 12 new jobs and 70 construction jobs.

Total Project Cost:	\$34,252,000
Applicant:	Green-Wood Historic Fund
CFA#:	93420
Total Funding Requested:	\$1,500,000
REDC Priorities:	Advances Regional Priorities, Placemaking

IEH CORPORATION EXPANSION

Location: Sunset Park, Brooklyn

For over half a century, IEH Corporation (IEH) has been developing and manufacturing highly specialized equipment including printed circuit board connectors, signal and power contacts, and custom products. Its products are used by industries such as government, military, aerospace, medical, automotive, industrial, test equipment and commercial electronic markets. IEH is expanding its operations to approximately 40,000 square feet (from a current 20,400 square feet) within Building B of the Brooklyn Army Terminal to house its growing inventory and shipping needs. Expansion will enable an increase in production, more efficient operations and allow IEH to better meet the increased demand for specialized connectors and related engineering and design functions. The project is projected to begin in January 2020 and be completed by July 2020 and result in 42 new jobs and seven construction jobs.

Total Project Cost:	\$6,822,123
Applicant:	IEH Corporation
CFA#:	92651
Total Funding Requested:	\$364,000
REDC Priorities:	Advances Regional Priorities, Global NY

NEW LAB BUILDING 127

Location: Brooklyn Navy Yard

New Lab, established in 2016 as a platform for scaling startups specializing in frontier technologies, sits at the center of innovation for entrepreneurs, corporations, cities and investors. Building on its success to date, New Lab is expanding its footprint in New York City by converting the third floor of Building 127 in the Brooklyn Navy Yard into workspace for companies specializing in emerging technologies. This 40,000-square-foot space will be a technology hub supporting companies working in fast-growing fields such as UrbanTech, AgTech, AI and Quantum Computing. This project will transform the space to accelerate early-stage technology companies by enabling them to rapidly develop their products and grow their companies. Once complete in March 2021, the project will add more than 35 new companies to the space, and support more than 300 new jobs and 50 construction jobs.

Total Project Cost:	\$5,000,000
Applicant:	New Lab
CFA#:	94630
Total Funding Requested:	\$1,000,000
Past CFA Awards:	Round II: \$3,250,000 (ESD Grant)
	Round V: \$750,000 (ESD Grant)
REDC Priorities:	Advances Regional Priorities, Business Incubator, Downtown Revitalization Initiative, Placemaking

NEW-YORK HISTORICAL SOCIETY— ANNEX PROJECT

Location: Upper West Side, Manhattan

New-York Historical Society will launch a five-year project to construct an 65,000-square-foot annex to its museum that will house expansive new public galleries and serve as the home for its new Academy for American Democracy—a civics learning laboratory for sixth grade teachers and students from across New York City’s public schools. At a time of national political discord and uninformed debate, providing the city’s youth with a thorough understanding of the roots and evolution of America’s government could not be more urgent. An estimated 30,000 sixth grade students, teachers and administrators from around the city will participate in free, five-day, on-site residency programs each year. The annex will also house a new Master’s in Museum Studies program in partnership with CUNY’s School of Professional Studies. The project, commencing January 2020 and running over 5 years, will bring 10 new jobs, 150 construction jobs, and add an estimated 100,000 more visitors to the museum each year.

Total Project Cost:	\$107,650,000
Applicant:	New-York Historical Society
CFA#:	92663
Total Funding Requested:	\$4,500,000
Past CFA Awards:	Round V: \$500,000 (ESD Grant), \$500,000 (Market NY)
	Round VI: \$75,000 (ARTS CHPG I)
	Round VIII: \$725,000 (ESD Grant), \$375,000 (Market NY)
REDC Priorities:	Advances Regional Priorities, Placemaking

**QUEENS COMMUNITY HOUSE—
FOREST HILLS COMMUNITY CENTER**

Location: Forest Hills, Queens

Queens Community House (QCH) operates 32 sites in 14 neighborhoods that impact more than 20,000 residents each year. The project involves the renovation of its Forest Hills Community Center (FHCC), which was built as part of a mediated settlement in the early 1970s following strong local opposition to the construction of a NYCHA housing development. The building was under NYCHA control from 1975 until QCH purchased it in 2017. It now requires substantial upgrading and repairs after years of neglect and planned renovations include roof repair, kitchen and plumbing improvements, a new HVAC system and elevator. Modernizing the 19,500-square-foot FHCC will allow QCH to reclaim 2,000 square feet of unusable space for programming such as its free after-school program for elementary-aged children and its “Learning to Work” program, which places 300 youth in paid internships each year. The project also includes the fit-out of a new, 7,500-square-foot space in a mixed-use building being constructed on the NYCHA campus which will be dedicated to QCH’s ESL classes and immigration legal services program. The project will also include an expansion of QCH’s Queens Childcare Network program. The two-year project would begin July 2020 and result in 85 new jobs and 30 construction jobs.

Total Project Cost:	\$7,174,850
Applicant:	Queens Community House
CFA#:	92227
Total Funding Requested:	\$1,400,000
Past CFA Awards:	Round VII: \$100,000 (DOL UWT Grant)
	Round VIII: \$100,000 (DOL UWT Grant)
REDC Priorities:	Advances Regional Priorities, Child Care, Workforce Development

**ST. NICKS ALLIANCE—SCHOOL SETTLEMENT
COMMUNITY CENTER**

Location: Williamsburg, Brooklyn

St. Nicks Alliance proposes to build a new expanded community center to replace the current 114-year-old School Settlement building. School Settlement is the longest continuously operating settlement house in Brooklyn and amongst the oldest in the nation. It has the legacy of serving five generations of low-income children. The new building will consist of four floors with 22,200 square feet of space and is the anchor of a three-leg campus community strategic development plan. The building will contain space for pre-school and school-age childcare, a gym/theater space and services for the elderly. The project, which will result in 17 new jobs (10 home health aides and seven youth workers) and 15 construction jobs, will begin in August 2020 and end by December 2022.

Total Project Cost:	\$23,344,837
Applicant:	St. Nicks Alliance
CFA#:	94257
Total Funding Requested:	\$2,000,000
REDC Priorities:	Advances Regional Priorities, Child Care, Workforce Development

TARA BIOSYSTEMS EXPANSION

Location: Kips Bay, Manhattan

Founded in 2014, TARA Biosystems, Inc. (TARA) is a biotech company headquartered in New York City's Alexandria Center for Life Science. TARA has developed a proprietary platform of cardiac tissue models, allowing pharmaceutical companies to screen medications under development for potential cardiovascular benefits and risks. Due to an increase in market demand for TARA's services, the company must expand at a faster rate than initially anticipated. In order to take advantage of the competitive space available at the Alexandria Center for Life Sciences, TARA needs to deploy capital in 2020 for lab equipment that will facilitate its growth. TARA is seeking support for a year-long expansion of its office and lab space and the purchase of specialized equipment, resulting in 75 new jobs over the next five years.

Total Project Cost:	\$1,000,000
Applicant:	TARA Biosystems, Inc.
CFA#:	93243
Total Funding Requested:	\$200,000
REDC Priorities:	Advances Regional Priorities, Life Sciences, Regional Economic Cluster Plans

THE LOWER EAST SIDE GIRLS CLUB—FAMILY CENTER FOR WELLBEING AND HAPPINESS

Location: Lower East Side, Manhattan

The Lower East Side Girls Club (LESGC), founded in 1996 to address the historic lack of services available to girls and young women on the Lower East Side, is a community-based group providing free services for thousands of girls and women to break the cycle of poverty. To expand its programming, which emphasizes a broad range of cultural competencies needed for success, the LESGC is renovating and fitting out 5,000 square feet of space adjacent to its existing 35,000-square-foot facility to create a new Family Center for Wellbeing and Happiness. The new space will feature a Mind & Body Center, space for educational programming and counseling, office space, flexible space, and a caregivers' lounge, which will be a dedicated area for respite, support groups and classes. The project will also allow LESGC to launch its workforce development program providing certificate training programs to 150 young people a year for jobs in health care, the leisure and wellness industry, and green building jobs. Training courses will also be offered in first aid and CPR to help place young people in jobs as nannies and babysitters. The project will begin in March 2020 with completion by October 2020 and will create 45 new jobs over five years

Total Project Cost:	\$835,000
Applicant:	Lower East Side Girls Club
CFA#:	93353
Total Funding Requested:	\$167,000
Past CFA Award:	Round VI: \$325,000 (ESD Grant)
REDC Priorities:	Advances Regional Priorities, Child Care, Environmental Justice, Workforce Development

THE NEW YORK STEM CELL FOUNDATION—TRANSLATIONAL STEM CELL RESEARCH FACILITY

Location: Hell’s Kitchen, Manhattan

The mission of the New York Stem Cell Foundation’s (NYSCF) Translational Stem Cell Research Facility, located in nearly 41,000 square feet at the Hudson Research Center, is to make New York City home to the world’s leading stem cell center for applied disease research, attracting collaborators from around the world and catalyzing innovation in therapeutics and cures. The new facility will leverage and expand NYSCF’s existing state-of-the-art stem cell research and automation infrastructure within the Hudson Research Center by an additional 23,536 square feet. The project will fuel precision medicine and stem cell research with innovative, automated technology to enable reproducible, large-scale biomedical experiments. It will include an additional platform for large-scale stem cell production that will sharply reduce costs, allowing widespread integration of stem-cell-based approaches for disease research, drug discovery and regenerative medicine. This facility will include a tissue culture laboratory, a molecular biology laboratory, imaging capabilities and flow cytometry. This would be the only facility of its kind in New York, advancing cutting-edge innovations in biomedicine and therapeutic development, and accelerating the rapidly growing field of regenerative medicine. The expansion project, which would create 40 new jobs and 10 construction jobs, will begin in December 2019 and end in December 2021.

Total Project Cost:	\$13,000,000
Applicant:	New York Stem Cell Foundation, Inc.
CFA#:	93239
Total Funding Requested:	\$2,600,000
REDC Priorities:	Advances Regional Priorities, Life Sciences, Regional Economic Cluster Plan

UNIVERSAL HIP HOP MUSEUM

Location: Concourse Village, Bronx

The Universal Hip Hop Museum (UHHM) will be located at the new Bronx Point site, a mixed-use project being developed by L+M Development Partners. The project will include over 1,000 units of affordable housing, along with the UHHM, revitalizing a vacant waterfront site. UHHM will be the first museum in the world dedicated to the preservation and celebration of hip hop history and culture. Community programming and an in-house museum job training program will be central components of the project. The UHHM will attract worldwide visitors, and further development on the underutilized Bronx/Harlem River waterfront. The project will result in the creation of 100 new jobs and 500 construction jobs.

Total Project Cost:	\$30,000,000
Applicant:	Universal Hip Hop Museum
CFA#:	93553
Total Funding Requested:	\$3,500,000
Past CFA Award:	Round VIII: \$75,000 (Market NY)
REDC Priorities:	Advances Regional Priorities, Downtown Revitalization, Placemaking

Excelsior Jobs Program

CATBIRD ECOMMERCE EXPANSION

Location: Brooklyn Navy Yard

Catbird is a woman-owned, Brooklyn-based manufacturer of fine jewelry. The company is a certified Made in NY business committed to innovating its operations to enhance market share and provide opportunities to its local workforce. With online sales growing rapidly, Catbird is quickly outgrowing its current space, and is seeking additional room for its e-commerce and customer service teams at the Brooklyn Navy Yard. Beginning in March 2020 and over the next five years, Catbird plans to create 50 new jobs and invest in renovations, machinery and technology. It will also lease an additional 12,000 square feet to build a state-of-the-art e-commerce and fulfillment center. These upgrades will create jobs in IT, customer service, fulfillment and system development.

Total Project Cost:	\$2,958,859
Applicant:	Rony Elka Vardi Inc.
CFA#:	92603
Total Excelsior Funding Requested:	\$457,032
Past CFA Awards:	Round VII: \$400,000 (Excelsior)
REDC Priority:	Advances Regional Priorities

IEH CORPORATION

Location: Sunset Park, Brooklyn

For over half a century, IEH Corporation (IEH) has been developing and manufacturing highly specialized equipment including printed circuit board connectors, signal and power contacts, and custom products. Its products are used by industries such as government, military, aerospace, medical, automotive, industrial, test equipment and commercial electronic markets. IEH is expanding its operations to approximately 40,000 square feet (from a current 20,400 square feet) within Building B of the Brooklyn Army Terminal to house its growing inventory and shipping needs. Expansion will enable an increase in production, more efficient operations and allow IEH to better meet the increased demand for specialized connectors and related engineering and design functions. The project is projected to begin in January 2020 and be completed by July 2020 and result in 42 new jobs and seven construction jobs.

Total Project Cost:	\$6,822,123
Applicant:	IEH Corporation
CFA#:	92651
Total Excelsior Funding Requested:	\$682,877
REDC Priorities:	Advances Regional Priorities, Global NY

TARA BIOSYSTEMS EXPANSION

Location: Kips Bay, Manhattan

Founded in 2014, TARA Biosystems, Inc. (TARA) is a biotech company headquartered in New York City's Alexandria Center for Life Science. TARA has developed a proprietary platform of cardiac tissue models, allowing pharmaceutical companies to screen medications under development for potential cardiovascular benefits and risks. Due to an increase in market demand for TARA's services, the company must expand at a faster rate than initially anticipated. In order to take advantage of the competitive space available at the Alexandria Center for Life Sciences, TARA needs to deploy capital in 2020 for lab equipment that will facilitate its growth. TARA is seeking support for a year-long expansion of its office and lab space and the purchase of specialized equipment, resulting in 75 new jobs over the next five years.

Total Project Cost:	\$1,000,000
Applicant:	TARA Biosystems, Inc.
CFA#:	93243
Total Excelsior Funding Requested:	\$5,000,000
REDC Priorities:	Advances Regional Priorities, Life Sciences, Regional Economic Cluster Plan

UNITE US

Location: Lower Manhattan

Unite US, a veteran-founded company, builds software that uses an outcomes-focused coordinated network model for facilitating cross-sector, collaborative care and data sharing between health care, government and social services. The company has 71 employees and through expansion of their office space are currently adding 180 employees. This project will create an additional 120 jobs. The project is expected to begin in January 2020 with completion by June 2020.

Total Project Cost:	\$1,565,045
Applicant:	United USA Inc.
CFA#:	86045
Total Excelsior Funding Requested:	\$1,250,000
REDC Priorities:	Advances Regional Priorities, Veterans



Geographic Distribution of Proposed Priority Projects

Bronx ●

- A. Bronx Documentary Center—Latin American Photo Fest
- B. Bronx River Alliance—Renaturalization Project
- C. Emerald Isle Immigration Center—Bronx Renovation
- D. Universal Hip Hop Museum
- E. Wave Hill Marketing Campaign

Brooklyn ●

- A. Catbird Ecommerce Expansion
- B. Digital Girl, Inc.—Bedford Union Armory Computer Lab
- C. Downtown Brooklyn Partnership—Capturing Post-Incubator Growth Study
- D. Greenpoint Manufacturing and Design Center—Brownsville Industrial Center
- E. Green-Wood Cemetery Education and Welcome Center
- F. IEH Corporation Expansion
- G. New Lab Building 127
- H. St. Nicks Alliance—School Settlement Community Center
- I. The Brooklyn Historical Society—Marketing

Manhattan ●

- A. 92Y—Teen Producers
- B. American Museum of Natural History Vivarium
- C. Apollo Theatre—Workforce Investment Resident Artist Position
- D. CURLY GIRL COLLECTIVE—CURLFEST
- E. Friends of the High Line—Western Rail Yards
- F. Girls Write Now—Writing Works
- G. Governors Island Tech Accelerator
- H. Manhattan Greenway
- I. New-York Historical Society—Annex Project
- J. New-York Historical Society—Diversity in Collecting Curatorial Fellowships
- K. NYU Net Zero Energy for Economic Development
- L. TARA Biosystems Expansion

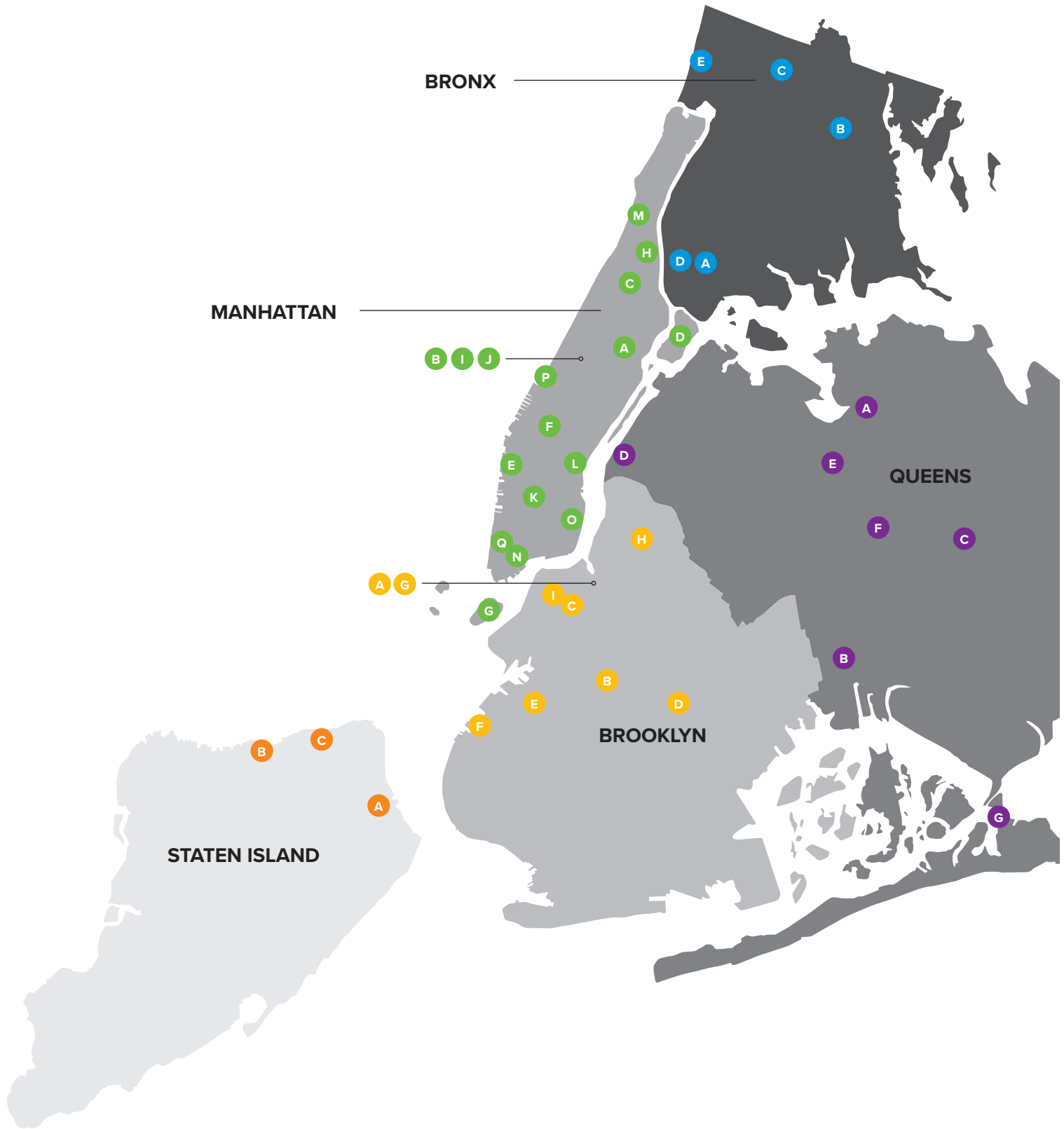
- M. The Hispanic Society of America—Special Exhibition Gallery
- N. The Josephine Herrick Project—Building New Pathways
- O. The Lower East Side Girls Club—Family Center for Wellbeing and Happiness
- P. The New York Stem Cell Foundation—Translational Stem Cell Research Facility
- Q. Unite US

Queens ●

- A. Flushing Town Hall—Marketing and Branding
- B. GallopNYC—Lindenwood Master Planning
- C. Greater Jamaica Development Corporation—Industrial Development
- D. Maspeth Arts Welding Fellowship
- E. Queens Community House—Forest Hills Community Center
- F. Queens Tourism Council—IT'S IN QUEENS!
- G. Rockaway's Music Arts & Cultural Center Feasibility Study

Staten Island ●

- A. Maritime Activation and Resiliency Feasibility Study for the Northeastern Shore of Staten Island
- B. Port Richmond/Mariners Harbor BOA Implementation
- C. Snug Harbor Wetlands Boardwalk and Viewing Platform



Priority Project Crosswalk

SHOWING RELATION OF PROPOSED PRIORITY PROJECTS TO STATE PRIORITIES

CFA #	Project Name	Project Applicant	County	
Empire State Development Grant Funds (ESD)				
94581	American Museum of Natural History Vivarium	American Museum of Natural History	Manhattan	
92603	Catbird Ecommerce Expansion	Rony Elka Vardi Inc.	Brooklyn	
94823	Digital Girl, Inc.—Bedford Union Armory Computer Lab	Digital Girl, Inc.	Brooklyn	
92468	Emerald Isle Immigration Center—Bronx Renovation	Emerald Isle Immigration Center	Bronx	
90018	Friends of the High Line—Western Rail Yards	Friends of the High Line, Inc.	Manhattan	
95059	Governors Island Tech Accelerator	Governors Island Corporation	Manhattan	
91663	Greater Jamaica Development Corporation—Industrial Development	Greater Jamaica Development Corporation	Queens	
89369	Greenpoint Manufacturing and Design Center—Brownsville Industrial Center	Greenpoint Manufacturing and Design Center Local Development Corporation	Brooklyn	
93420	Green-Wood Cemetery Education and Welcome Center	Green-Wood Historic Fund	Brooklyn	
92651	IEH Corporation Expansion	IEH Corporation	Brooklyn	
94630	New Lab Building 127	New Lab	Brooklyn	
92663	New-York Historical Society—Annex Project	New-York Historical Society	Manhattan	
92227	Queens Community House—Forest Hills Community Center	Queens Community House	Queens	
94257	St. Nicks Alliance—School Settlement Community Center	St. Nicks Alliance	Brooklyn	
93243	TARA Biosystems Expansion	TARA Biosystems, Inc.	Manhattan	
93353	The Lower East Side Girls Club—Family Center for Wellbeing and Happiness	The Lower East Side Girls Club	Manhattan	
93239	The New York Stem Cell Foundation—Translational Stem Cell Research Facility	The New York Stem Cell Foundation, Inc.	Manhattan	
93553	Universal Hip Hop Museum	Universal Hip Hop Museum	Bronx	
Excelsior Jobs Program (ESD)				
92603	Catbird Ecommerce Expansion	Rony Elka Vardi Inc.	Brooklyn	
92651	IEH Corporation Expansion	IEH Corporation	Brooklyn	
93243	TARA Biosystems Expansion	TARA Biosystems, Inc.	Manhattan	
86045	Unite US	United USA Inc.	Manhattan	

	<i>Advances Regional Priorities</i>	<i>Child Care Needs & Potential Solutions</i>	<i>Environmental Justice Strategy</i>	<i>Placemaking & Downtown Revitalization</i>	<i>Workforce Development Initiative</i>
	X			X	
	X				
	X	X			X
	X			X	
	X			X	
	X			X	
	X		X	X	
	X			X	X
	X			X	
	X			X	
	X			X	
	X	X			X
	X	X			X
	X				
	X	X	X		X
	X				
	X			X	
	X				
	X				
	X				
	X				

CROSSWALK (CONTINUED)

CFA #	Project Name	Project Applicant	County	
Market New York (ESD)				
91480	CURLY GIRL COLLECTIVE—CURLFEST	CURLY GIRL COLLECTIVE LLC	Manhattan	
93968	Flushing Town Hall—Marketing and Branding	Flushing Council on Culture and the Arts, Inc.	Queens	
93999	Queens Tourism Council—IT’S IN QUEENS!	Queens Economic Development Corporation	Queens	
92992	The Brooklyn Historical Society—Marketing	The Brooklyn Historical Society	Brooklyn	
93553	Universal Hip Hop Museum	Universal Hip Hop Museum	Bronx	
90456	Wave Hill Marketing Campaign	Wave Hill Incorporated	Bronx	
Strategic Planning and Feasibility Studies (ESD)				
94255	Downtown Brooklyn Partnership—Capturing Post-Incubator Growth Study	Downtown Brooklyn Partnership, Inc.	Brooklyn	
90715	Maritime Activation and Resiliency Feasibility Study for the Northeastern Shore of Staten Island	Waterfront Alliance, Inc.	Staten Island	
93635	Rockaway’s Music Arts & Cultural Center Feasibility Study	Rockaway Development and Revitalization Corporation	Queens	
Arts & Cultural Facilities Improvement Program—Mid-Size Capital Project Fund (Arts)				
93249	The Hispanic Society of America—Special Exhibition Gallery	Hispanic Society of America	Manhattan	
New York State Arts Impact Awards (Arts)				
92117	Bronx Documentary Center—Latin American Photo Fest	Bronx Documentary Center	Bronx	
Workforce Investment (Arts)				
89730	Girls Write Now—Writing Works	Girls Write Now	Manhattan	
93862	The Josephine Herrick Project—Building New Pathways	Josephine Herrick Project, Inc.	Manhattan	
Workforce Fellowship Program (Arts)				
91641	92Y—Teen Producers	The Young Men’s and Young Women’s Hebrew Association	Manhattan	
82475	Apollo Theatre—Workforce Investment Resident Artist Position	Apollo Theater Foundation, Inc.	Manhattan	
92143	Maspeth Arts Welding Fellowship	Queens Council on the Arts	Queens	
93386	New-York Historical Society—Diversity in Collecting Curatorial Fellowships	New-York Historical Society	Manhattan	

	<i>Advances Regional Priorities</i>	<i>Child Care Needs & Potential Solutions</i>	<i>Environmental Justice Strategy</i>	<i>Placemaking & Downtown Revitalization</i>	<i>Workforce Development Initiative</i>
	X			X	
	X			X	
	X			X	
	X			X	
	X			X	
	X			X	
	X			X	
	X			X	
	X				
	X			X	
	X			X	
	X			X	X
	X				X
	X				X
	X				X
	X				X

CROSSWALK (CONTINUED)

CFA #	Project Name	Project Applicant	County	
Environmental Protection Fund: Parks, Preservation & Heritage Grants (OPRHR)				
92152	GallopNYC—Lindenwood Master Planning	Giving Alternative Learners UpLifting Opportunities Inc	Queens	
91631	Snug Harbor Wetlands Boardwalk and Viewing Platform	Snug Harbor Cultural Center & Botanical Garden	Staten Island	
Green Innovation Grant Program (EFC)				
90762	Bronx River Alliance—Renaturalization Project	Bronx River Alliance	Bronx	
Local Waterfront Revitalization Program (DOS)				
94058	Manhattan Greenway	New York City Department of Small Business Services	Manhattan	
Net Zero Energy for Economic Development (NYSERDA)				
94944	NYU Net Zero Energy for Economic Development	New York University	Manhattan	
Brownfield Opportunity Areas (DOS)				
94065	Port Richmond/Mariners Harbor BOA Implementation	Northfield Community LDC	Staten Island	

	<i>Advances Regional Priorities</i>	<i>Child Care Needs & Potential Solutions</i>	<i>Environmental Justice Strategy</i>	<i>Placemaking & Downtown Revitalization</i>	<i>Workforce Development Initiative</i>
	X			X	
	X		X	X	
	X		X		
	X		X	X	
	X		X	X	
	X		X		

OTHER NOTABLE PROJECTS

Additionally, in accordance with the requirements of the statewide CFA project endorsement standards, the following is a list of projects given a 15 as part of the REDC scoring process. Projects are listed by project name and project sponsor, by borough.

Bronx

Bronx Innovation Factory
(CommonWise Education, Inc.)

Harlem River BOA Planning Ecosystem
Waterfront Greenway Park (Bronx Council for
Environmental Quality)

LWRP-Harding Park Tidal Wetland Restoration Project
(NYC Department of Parks & Recreation)

Montefiore Einstein Center for Cancer Care
(Montefiore Health System, Inc.)

South Bronx Restaurant Incubator
(Majora Carter Group LLC)


Brooklyn

Adams Street Library (Brooklyn Public Library)

Alliance Market NY 2019 (Alliance for Coney Island)

BAM Fellows in Stagecraft and Production (Brooklyn
Academy of Music)

BAM Karen (Brooklyn Academy of Music)



Future home of the Adams Street Library, May 2019

Brownfield Opportunity Area 2020
(Fifth Avenue Committee Inc.)

Cumbe Resident Artist—Renewal
(Cumbe Center for African and Diaspora Dance)

LIU Brooklyn Vivarium (Long Island University)

Media Workforce Readiness (Hook Arts Media)

NYU Robotics Lab (New York University)

Pratt Institute Capital Request (Pratt Institute)

Pratt Institute Research Yard at Brooklyn Navy Yard
(Pratt Institute)

Willie Mae Programming for New York Youth
(Willie Mae Rock Camp for Girls Inc.)

Workforce Investment (Brooklyn Rail)

Workforce Investment (Gallim Dance)

Manhattan

2050 Administrative Fellows Program
(New York Theatre Workshop)

9/11 Tribute Center (9/11 Tribute Center Inc.)

97 Orchard Street Preservation Project
(Lower East Side Tenement Museum)

Arts Career Training Program Renewal (Young
People's Chorus of New York City)

Broadway Plaza Improvements—47th to 49th Street
(Times Square District Management Association)

Capital Expansion Renovation Project
(Leslie-Lohman Museum of Gay and Lesbian Art)

City Center Administrative Apprenticeship Program
(New York City Center)

Completion Project (Anthology Film Archives)

Equitable Public Space Fellowship
(Design Trust for Public Space)

Firelights Workforce Investment (Firelight Media Inc.)

Folklore Mentors (City Lore)

Friends of the High Line Signage and Wayfinding
(Friends of the High Line, Inc.)

GOCO Induction Air Valves NYSEERDA C&I Carbon
Challenge (Goldman Copeland Associates)

Governors Island Green Stormwater Infrastructure Project (Governors Island Corporation)

Harlem Stage Workforce (Aaron Davis Hall Inc dba Harlem Stage)

Investment in Public Spaces: Renovation of The Public Theater’s Martinson and Shiva Theaters (New York Shakespeare Festival)

MAD Career Ladder (Museum of Arts and Design)

Major Capital Investment Project (LaMaMa Experimental Theater)

Music Director—Renewal (Orchestrating Dreams)

NYSICA REDC Arts Workforce Fellowship (Ars Nova Theater I, Inc.)

PMHU NYSICA REDC 2020 (Project Music Heals Us Inc.)

REDC Application 2019 (Spanish Dance Arts Company Inc.)

REDC Renewal for 2020 (The Play Company)

RTKids Apprenticeship Program (Rosie’s Theater Kids)

Samuel F Friedman Theatre Renovation (Manhattan Theatre Club)

The Civic Hall Digital Learning Center at Union Square (Civic Hall Labs)

The Moth Education Internship Program (Storyville Center for the Spoken Word)

The Wooster Group Facilities & Technical Manager (The Wooster Group)

Workforce Investment (Alpha Workshops)

Workforce Investment (Latsky Dance Inc.)

Workforce Investment (Opportunity Music Project Foundation Inc.)

Workforce Investment (Dance Parade Inc.)

Workforce Investment (New Stage Theatre Company)

Workforce Readiness (Roundabout Theatre Company)

Workforce Training and Development Expansion (Ensemble Studio Theatre)

Queens

Jamaica Downtown Jazz Festival & JamaicaFlux 2020 (Jamaica Center for Arts and Learning)



97 Orchard Street of the Lower East Side Tenement Museum

NYSICA REDC (Lewis Latimer House Museum)
 REDC Application 2019 (Pursuit)

Staten Island

Freshkills Park North Park (NYC Department of Parks & Recreation)

Restoring a Staten Island Treasure (Casa Belvedere—The Italian Cultural Foundation)

Staff Expansion Project Director of Development (Friends of Alice Austen House)

Staten Island Skyway Elevated Park (Staten Island Economic Development Corporation)

Multi-Borough

ACI Training Facility Expansion Capital Improvement (Andromeda Community Initiative)

Kundiman Workforce Expansion (Kundiman)

Made In NYC (Pratt Center for Community Development)

Workforce Investment (Ping Chong + Company)

Multi-Regional

TheatreWorksUSA General Operating Support (TheatreworksUSA Corp.)



The Gapstow Bridge at Central Park in Manhattan

PART FIVE

Participation

The following groups have been actively engaged in many of the governor's and REDC's initiatives and priorities over the past year.

Work Groups

CHILD CARE

The REDC Child Care Work Group convened experts representing stakeholders from across the system including nonprofit child care providers, training providers, workforce development, research and advocacy. Most of the discussion focused on the state of the region's child care system, including needs, gaps in service and existing resources. Work group members shared potential opportunities to help improve the system and offer more affordable, accessible and high-quality child care to families in need. The group will remain engaged and will act as a resource for the REDC in building out its strategy.

WORK GROUP MEMBERS

Child Care

Meeting Date: July 31, 2019

Participants

Karen Bunting
New York Genome Center

Lisa Caswell
Day Care Council of New York, Inc.

Sherry Cleary
New York Early Childhood Professional Development Institute, The City University of New York

Davis Connelly
Roads to Success

Claire Cuno
Per Scholas

Amanda Edelman
Pursuit

Lisa Futterman
Workforce Development Institute

Courtney Granger
Opportunities for a Better Tomorrow

Leah Hebert
New York City Center for Youth Employment

Brook Jackson
Partnership for New York City

Brad Katz
Fisher Brothers

Jennifer March
Citizens' Committee for Children

Jocelyn Mazurkiewicz
Consortium for Worker Education

Danae McLeod
Grace Institute

Merrill Pond
Partnership for New York City

Nancy Rankin
Community Service Society of New York

Allison Sesso
Human Services Council of New York

Alice Tan
Children's Aid Society

Lisa Tomanelli
Henry Street Settlement

ESD Staff

Victoria Majchrzak

Sean Malone

Emma Phelan

Alexander Rodriguez

Joseph Tazewell

ECONOMIC AND ENVIRONMENTAL JUSTICE

The REDC Economic and Environmental Justice Work Group convened a cross-section of expert stakeholders, including those in environmental justice, environmental policy, economic development and workforce development, among others. The director of the Office of Environmental Justice at the Department of Environmental Conservation, Rosa Méndez, provided an overview of the issue and presented opportunities and criteria for how to develop a meaningful strategy. The work group discussed the recently passed robust policies by both the state and city, affording many opportunities to engage communities in preparing for good jobs in the growing green economy. Training programs that have successfully engaged environmental justice communities were highlighted and discussed. The group will continue to be a resource for the REDC in identifying quality training programs and potential economic development projects to connect them to in the coming months.

WORK GROUP MEMBERS

Economic and Environmental Justice

Meeting Date: June 28, 2019

Participants

Steve Brown
South Bronx Overall Development Corporation

James Chase
Majora Carter Group, LLC

Erik Cliette
Urban League

Diana Coleman
Urban League

Sander Dolder
New York City Economic Development Corporation

David Ehrenberg
Brooklyn Navy Yard Development Corporation

Tonya Gayle
Green City Force

Noah Ginsburg
Solar One

Atalia Howe
Community Preservation Corporation

Brook Jackson
Partnership for New York City

Hope Knight
Greater Jamaica Development Corporation

Rosa Méndez
New York State Department of Environmental Conservation

Merrill Pond
Partnership for New York City

Scott Van Campen
Makerspace NYC

Christopher Walker
NYU Stern School of Business

Kathryn Wylde
Partnership for New York City

Richard Yancey
Building Energy Exchange

ESD Staff

Victoria Majchrzak

Sean Malone

Alexander Rodriguez

Joseph Tazewell

Public Outreach and Engagement

The REDC continues to prioritize engagement and outreach in Round IX. Some examples of outreach included:

- Two CFA training workshops in Brooklyn and Manhattan which were attended by nearly 250 people interested in learning more about funding opportunities and speaking with agency representatives.
- Working with the borough presidents to solicit applications for the DRI. Each borough president was empowered to work with local elected officials, leading employers and institutions and community groups to submit up to two applications each for this year's competition.
- Work group meetings with community leaders in the fields of workforce development, childcare and economic and environmental justice.
- Working with the Queens Borough President's Office; the Bronx Borough President's Office and Staten Island Economic Development Corporation to organize three consolidated funding application information sessions.
- Site visits and individual meetings with potential CFA applicants representing the diversity of the New York City economy including workforce development organizations, a borough-wide library system, life sciences development and multiple cultural organizations of significance.
- The REDC partnered with the Workforce Development Institute, the New York City Employment and Training Coalition and the New York Association of Training and Employment

Professionals in hosting a NYS Workforce Development Initiative Information Session on August 20, 2019 at the New York Genome Center. There were 186 attendees at the event.



St. George Theatre on Staten Island

PART SIX

Downtown Revitalization Initiative Round Four

Downtown Staten Island is the borough's primary commercial corridor; investment in this area will connect and support projects throughout the borough, building on the momentum from several major projects nearing completion and complement additional significant investments already planned for the area.

The REDC proposed Downtown Staten Island for Round Four of the DRI. The resulting \$10 million grant will build on recent planning efforts for the downtown area and position Downtown Staten Island to be one of New York City's premiere commercial districts. Downtown Staten Island is experiencing substantial growth and several major catalytic projects are near completion. Investments in Downtown Staten Island will have lasting positive impacts beyond the downtown area. Historically, transportation issues have hampered development and quality of life in Staten Island. Effective planning for roads and mass transit and utilizing water-borne transportation are critical aspects to the future of Staten Island. Increased connectivity and improvements in the DRI area will be key to the success of these projects, drawing workers, residents and visitors to the area and providing reliable connections to the rest of the city and region.

PROCESS FOR SELECTION

Appointed REDC members and the five borough presidents (all ex-officio REDC members) led an outreach effort to identify and designate New York City's DRI Round Four selection. The REDC evaluated all of the DRI proposals submitted by the borough presidents' offices. Six DRI applications were submitted:

- Bronx: Southwest Bronx
- Brooklyn: Coney Island Riegelmann Boardwalk/Beach/Amusement District
- Manhattan: East Harlem & Penn Station/Garment District
- Queens: Long Island City
- Staten Island: Downtown Staten Island

The REDC's DRI Committee co-chairs, Kenneth Knuckles and Kinda Younes, reviewed the six applications using the following criteria:

1. Well-defined boundaries
2. Ability to capitalize on prior investment or catalyze future public and private investment
3. Attractiveness of the downtown's physical environment
4. Ability to implement policies to increase livability and quality of life
5. Support for the local vision
6. Readiness

Two applications stood out among the rest: Downtown Staten Island and Long Island City. The DRI Committee co-chairs presented their recommendations to the REDC Executive Committee who nominated Downtown Staten Island, as it was the area best positioned to be transformed and to leverage the \$10 million DRI Round Four grant.

DOWNTOWN STATEN ISLAND

Downtown Staten Island is the gateway to Staten Island through the St. George Ferry Terminal and the Bay Street Corridor, and is a critical civic, business and cultural hub that serves the entire borough. The area is anchored by historic St. George, an active civic center with 31,000 residents, 4,000 daily workers, 5,000 daily tourists and over 70,000 daily ferry passengers.

This proposed DRI Round Four area is experiencing a renaissance, currently undergoing a \$1 billion redevelopment thanks to both private and public investment. New York state is investing a combined \$85.63 million in two large mixed-used projects in Downtown Staten Island: Empire Outlets, which celebrated its grand opening on May 16, 2019, and Lighthouse Point, which will open by early 2020. These two projects will create 1,306 and 347 new full-time jobs, respectively.

In addition, as a result of the Bay Street Corridor Neighborhood Plan, New York City has recently agreed to invest \$31.2 million in transit and open-space upgrades. The NYCEDC has announced a \$120 million project to construct a 12-acre publicly accessible space along the Stapleton waterfront,

improving the shoreline in Tompkinsville and establishing continuous public waterfront access from the ferry terminal to Edgewater Plaza. Over a dozen critically important social, cultural and community destinations are within Downtown Staten Island, including the Richmond County Bank Ballpark, the historic St. George Theatre and the National Lighthouse Museum. Other destinations include 5050 Skatepark and the Staten Island's first craft brewery, Flagship Brewery, located at the recently developed Minthorne Street Building.

Boundaries of the Downtown Neighborhood

The boundaries of the proposed Downtown Staten Island DRI area are well-defined, and include the Bay Street Corridor, running from the Staten Island Ferry Terminal and historic St. George to rapidly developing Stapleton. The proposed DRI area includes properties lining Richmond Terrace/Bay Street from Hamilton Avenue to Canal Street, as well as critically important waterfront properties from the St. George Ferry Terminal to the Urby residential development.

Past and Future Investment Potential

Notwithstanding its recent success, Downtown Staten Island has suffered, as has the rest of the borough, from a lack of master planning and connectivity. With targeted capital investment and infrastructure improvements, along with the coordinated governance of a business improvement district developed by the Staten Island Chamber of Commerce, Downtown

Staten Island can capitalize on existing momentum to fully realize its potential of becoming one of New York City's premier commercial districts.

Recent development and investments within Downtown Staten Island DRI include the following:

- In 2017, the College of Staten Island (CSI) opened its new St. George location at 120 Stuyvesant Place. The 16,000-square-foot facility is within walking distance of the St. George Ferry Terminal, the Staten Island Railway and bus hub. The new location is expected to make college education more accessible to 18,000 recent high school graduates across the borough, as well as prospective students in Manhattan. CSI has also recently opened a Technology Incubator in St. George to take advantage of the CUNY High-Performance Computing Center and Global Information Systems offered by CSI.
- The city will invest \$31.2 million in transit and open space upgrades as part of the Bay Street Corridor Neighborhood Plan. These upgrades will include improvement of pedestrian amenities, installation of new traffic signals and traffic calming measures to enhance connectivity between transit and the nearby residents and businesses.
- NYC Ferry is expected to begin running from Midtown West (39th Street-Pier 79) to Battery Park City (Vesey Street) to the St. George Terminal in 2020.



CSI St. George Entrance on Stuyvesant Place



One of the classrooms at the CSI St. George location

- A series of land use actions are being proposed by the city including zoning map amendments, zoning text amendments and a disposition of city-owned property to support the implementation of the Bay Street Corridor.

DRI investment in the opportunities below, which reflect the priorities identified by local stakeholders, would build upon the momentum of recent catalytic developments in the proposed DRI area, and would complement the significant investments in infrastructure, open space, and transit improvement already planned for the area. Proposed projects include:

- Establishment of the College of Staten Island Innovation District: With the opening of the College of Staten Island (CSI) St. George campus, CSI has been working towards the establishment of an Innovation District in Downtown Staten Island, an effort that would be greatly supported by DRI funding. For example, incorporating a Virtual Reality/ Augmented Reality Lab into the CSI Tech Incubator to expand its existing program could foster a tech startup ecosystem in Downtown Staten Island.
- Streetscape Improvements along Richmond Terrace, Bay Street, and Central Avenue and Connector Streets from Bay Street to Front Street: Streetscape improvements have been identified as a crucial economic revitalization strategy for Downtown Staten Island to support more efficient and safer pedestrian circulation, placemaking and wayfinding to the area's cultural and commercial destinations.
- Capital Improvements at Richmond County Surrogate Court: The Great Entrance Stairway at the court house needs capital improvement.
- Government Building Beautification: The historic fountains at the Staten Island government offices need improvement and repair, as well as other beautification efforts such as colored lighting to enhance Richmond Terrace.
- Strategic Pedestrian Crossing on Richmond Terrace: The intersection of Richmond Terrace and the Ferry Terminal Viaduct is an important area, as it is the entryway to Downtown Staten Island for all ferry riders. However, this portion of St. George needs both streetscaping and pedestrian circulation improvements.



Intersection of Bay Street and Victory Boulevard on Staten Island

- Improvements to the Bus Viaduct at the Ferry Terminal: Improvements would include pedestrian access and beautification to facilitate better multi-modal transfers.
- Ferry Terminal to Uphill Connections: Given the topography of St. George, certain commercial streets including Hyatt Street and Stuyvesant Place are located uphill and are more difficult to access. DRI funding could be used to facilitate increased pedestrian activity along these streets through improved sidewalks, crosswalks and outdoor cafés.
- Business Improvement Fund Façade Improvements along Richmond Terrace, Bay Street and Central Avenue: The businesses within the DRI area would benefit from a fund that would enhance and incentivize façade improvements to the commercial businesses located along Richmond Terrace, Bay Street and Central Avenue.
- Lighthouse Point Building Restoration: Funding could be used for a portion of the \$25 million restoration of four historic buildings for restaurants and entertainment venues and would enhance the pedestrian experience in the area. Funding could also be used toward the restoration of the historic retaining wall facing Bay Street.
- National Lighthouse Museum Improvements: The National Lighthouse Museum has already drafted a preliminary budget estimate for the project which would form the basis for its evaluation.

- **St. George Theatre Restoration:** The St. George Theatre is an iconic and prominent cultural institution in Downtown Staten Island that draws theatre-goers from throughout Staten Island and New York City. The theatre will soon be undertaking a \$7 million capital plan to improve its physical infrastructure, including both interior and exterior restoration.
- **Finger Street/Punch-through Street Enhancements/Public Plazas:** The streets that connect Bay Street to Front Street, two north-south thoroughfares in the proposed DRI area in the Stapleton portion of Downtown Staten Island, present challenges including untended empty lots, poor lighting, and dumping. DRI investment could be used to transform these streets into attractive connectors between the Bay Street commercial corridor and the waterfront. This could include the creation of pedestrian plazas at Cross Street and Sands Street between Bay Street and Front Street.
- **New Public Space at Victory Boulevard and Central Avenue:** Upgrades and improvements to the Lyons Public Pool fitness center and outdoor space are needed and would provide additional recreational amenities to the DRI area.
- **Improvements to Tappen Park:** Tappen Park is well-utilized and located at the southern end of the proposed DRI area and is in need of upgrades. This project would revitalize the park and enhance the southern gateway to the DRI Area.

Policies to Enhance Quality of Life

The objectives of the Bay Street Corridor Neighborhood Plan, currently under consideration by the New York City Planning Commission, overlap significantly with the objectives of the DRI proposal. They include the cultivation of a vibrant, resilient downtown environment; support for the creation of new housing, including affordable units; support for existing and new businesses and additional commercial development; and align investment in infrastructure, public open spaces and services. The proposed rezoning would allow medium density, mixed-use development along the Bay Street Corridor, and is expected to result in approximately 1,800 new residential units, 275,000 square feet of commercial space and 45,000 square feet of community facility space.

Along with the current initiatives to invest in more comprehensive planning efforts along the Bay Street Corridor, the borough has also focused on improving the transportation network in the area with its study, *North Shore 2030: Improving and Reconnecting the North Shore's Unique and Historic Assets*. Transportation issues have historically hampered development and quality of life in Downtown Staten Island.

Other lower-impact transportation improvements are currently being contemplated, including streetscaping and activating the waterfront esplanade as an established and maintained pedestrian and bicycle greenway. The greenway would allow for potential future expansion throughout the entire North Shore and the creation of safe and efficient bike lanes on commercial corridors, including Front Street in Stapleton.

To address the shortage of open space and recreational opportunities in Downtown Staten Island, the NYCEDC has announced a \$120 million project to construct a 12-acre publicly accessible space along the Stapleton waterfront with open space including playgrounds, sports courts, dog runs and comfort stations. NYCEDC will also be investing funding to improve the shoreline in Tompkinsville and establish continuous public waterfront access from the ferry terminal to Edgewater Plaza. This project will help to activate a large portion of the area's underutilized waterfront.

Vision for Downtown Revitalization

In Downtown Staten Island, major projects supported by the REDC, such as Empire Outlets and Lighthouse Point, are currently underway and will transform Staten Island's North Shore waterfront. Planning initiatives including the Bay Street Corridor rezoning will position Downtown Staten Island for additional growth and an influx of private investment. With targeted capital investment and infrastructure improvements, along with a coordinated governance mechanism, Downtown Staten Island will engage in smart development to capitalize on this existing momentum and fully realize its vision to become a vibrant and thriving world-class tourist, retail and dining destination.



ONE WAY

ONE WAY

VINCE LAPORTE PLACE

Bicycling on Sidewalks is Illegal

NO PARKING

PART SEVEN

Appendix

- Project is complete
- Project is on schedule
- Project is progressing more slowly than anticipated
- Project concerns need to be resolved
- Project contract not yet executed
- Project canceled or funding declined

Application Round I			
CFA System Application Number	Applicant Name	Project Name	Agency Name
2011	Action Environmental Systems, LLC	Action Environmental Systems, LLC - EIP Capital	ESD
2046	New York Restoration Project	Sherman Creek	Parks
2049	The General Society of Mechanics and Tradesmen of the City of New York	Historic Structure Report	Parks
2295	Association for Rehabilitative Case Management and Housing, Inc.	East 144th Street Affordable Housing	HCR
2522	Inland Paper Products Corp.	Inland Paper Products Corporation - EIP Capital	ESD
2630	NYC Department of Parks & Recreation	Cooper Park Renovation	Parks
2716	Queensborough Community College	Stormwater Management Permeable Pavement	EFC
2951	East Brooklyn Churches Sponsoring Committee	Stanley Commons Senior Housing	HCR
3249	The Bridge, Inc	Herkimer Street Residence	HCR
3260	NYC Mayor's Office of Long Term Planning and Sustainability	Cleaner Greener Communities Phase I: Regional Sustainability Planning Grants	NYSERDA
3503	NYC Department of Parks & Recreation	Catalyst Reclaiming the Waterfront	DOS
3686	Americare, Inc.	Unemployed Worker	DOL
3825	Ocean Bay Community Development Corporation	Unemployed Worker	DOL
3832	Ridgewood Bushwick Senior Citizens Council, Inc.	Knickerbocker Commons	HCR
4048	NYC Department of Parks & Recreation	Freshkills Park East Park Development and Educational Outreach	DOS
4155	NYC Department of Parks & Recreation	Taking New York City's Innovative Greenstreets and Green Roofs to the Next Level	EFC
4302	Praxis Housing Initiatives, Inc.	White Plains Road	HCR

	Program Name	CFA Award Amount	Total Project Cost	Grant Money Dispersed to Date	Status
	Environmental Investment Program - Capital	\$250,000	\$1,900,820	\$250,000	●
	Park Acquisition, Development and Planning	\$318,800	\$603,800	\$318,800	●
	Historic Property Acquisition, Development and Planning	\$63,000	\$106,941	\$63,000	●
	Federal Low Income Housing Tax Credit	\$1,049,997	\$19,105,170	\$1,049,997	●
	Environmental Investment Program - Capital	\$250,000	\$1,480,695	\$250,000	●
	Park Acquisition, Development and Planning	\$400,000	\$2,800,000	\$400,000	●
	Green Innovation Grant Program	\$1,000,000	\$27,790	\$23,760	●
	Federal Low Income Housing Tax Credit	\$827,811	\$21,866,139	\$827,811	●
	Federal Low Income Housing Tax Credit	\$1,084,347	\$19,797,838	\$1,084,347	●
	Cleaner, Greener Communities Regional Sustainability Planning Program	\$1,000,000	\$1,198,463	\$931,088	●
	Local Waterfront Revitalization	\$360,400	\$734,525	\$520,000	●
	Unemployed Worker Skills Training	\$25,000	\$25,000	\$25,000	●
	Unemployed Worker Skills Training	\$50,000	\$50,000	\$49,001	●
	Federal Low Income Housing Tax Credit	\$470,806	\$10,311,157	\$470,806	●
	Local Waterfront Revitalization	\$850,000	\$4,300,000	\$130,000	●
	Green Innovation Grant Program	\$1,125,000	\$1,250,000	\$225,042	●
	Federal Low Income Housing Tax Credit	\$1,012,151	\$17,670,816	\$1,012,151	●

CFA System Application Number	Applicant Name	Project Name	Agency Name
4341	NYC Department of City Planning	Waterfront Planning Implementation	DOS
4470	White Coffee Corp.	Worker Skills Upgrading	DOL
4687	Rufus King Court Limited Partnership	Rufus King Court Apts	HCR
4687	Rufus King Court Limited Partnership	Rufus King Court Apts	HCR
4778	Parker Jewish Institute for Health Care and Rehabilitation	Worker Skills Upgrading	DOL
5751	Catholic Health Care System dba ArchCare	Worker Skills Upgrading	DOL
6550	Long Island Jewish Medical Center	Cohen Children's Medical Center Green Roof	EFC
6568	HPS Associates LLC	Hunters Point A and B	EFC
6629	Dunn Development Corp.	King Garden Apts	HCR
6718	Brooklyn Greenway Initiative, Inc.	Brooklyn Waterfront Greenway	DOS
6736	Solar One	Solar 2 Green Roof	EFC
7219	Hunts Point Terminal Produce Cooperative Association	Hunts Point Produce Market	EFC
7219	Hunts Point Terminal Produce Cooperative Association	Hunts Point Terminal Produce Cooperative Association - Upst Ag Capital	ESD
7465	Taystee Create LLC	Taystee Create LLC Capital	ESD
7704	Chinatown Manpower Project, Inc.	Unemployed Worker	DOL
7749	NYC Department of Parks & Recreation	Prospect Park Lakeside Green Roof	EFC
7749	Prospect Park Alliance, Inc.	Lakeside in Prospect Park	Parks
7818	Gay Men's Health Crisis, Inc.	Worker Skills Upgrading	DOL
4127	Brooklyn Navy Yard Development Corporation	Green Manufacturing Center	ESD
8460	NYC Seedstart, LLC	NYC Seedstart Working Capital	ESD
8479	Terence Cardinal Cooke Health Care Center	Worker Skills Upgrading	DOL
8899	Bluestone Jamaica I, LLC	161st Street Mixed Use Inclusionary Housing	HCR
14025	Bronx Shepherds Restoration Corp.	Shepherds Restore 2011	HCR
14026	Bronx Shepherds Restoration Corp.	Shepherds Access 2011	HCR
14037	Margert Community Corp.	MCC 2011 Restore Program	HCR
14051	Richmond Senior Services, Inc.	Richmond Senior Restore 2011	HCR

	Program Name	CFA Award Amount	Total Project Cost	Grant Money Dispersed to Date	Status
	Local Waterfront Revitalization	\$520,000	\$1,174,281	\$360,400	●
	Business Hiring and Training Incentives - Worker Skills Upgrading	\$47,400	\$46,791	\$45,038	●
	Federal Low Income Housing Tax Credit	\$1,583,540	\$23,230,128	\$1,583,540	●
	State Low Income Housing Tax Credit	\$146,631	\$23,230,128	\$146,631	●
	Business Hiring and Training Incentives - Worker Skills Upgrading	\$30,000	\$30,000	\$30,000	●
	Business Hiring and Training Incentives - Worker Skills Upgrading	\$10,880	\$10,880	\$7,542	●
	Green Innovation Grant Program	\$450,000	\$-	\$-	●
	Green Innovation Grant Program	\$286,943	\$-	\$-	●
	Federal Low Income Housing Tax Credit	\$1,629,705	\$20,900,300	\$1,629,705	●
	Local Waterfront Revitalization	\$890,000	\$2,490,000	\$890,000	●
	Green Innovation Grant Program	\$229,000	\$-	\$-	●
	Green Innovation Grant Program	\$1,000,000	\$1,000,000	\$-	●
	Regional Council Capital Fund	\$10,000,000	\$322,500,000	\$-	●
	Regional Council Capital Fund	\$10,000,000	\$350,000,000	\$-	●
	Unemployed Worker Skills Training	\$50,000	\$50,000	\$43,859	●
	Green Innovation Grant Program	\$2,287,000	\$49,546,000	\$2,287,000	●
	Park Acquisition, Development and Planning	\$400,000	\$74,202,439	\$-	●
	Business Hiring and Training Incentives - Worker Skills Upgrading	\$49,842	\$49,842	\$28,593	●
	Empire State Development Grant Funds	\$5,000,000	\$58,000,000	\$4,500,000	●
	Economic Development Purposes Fund	\$550,000	\$1,800,000	\$73,044	●
	Business Hiring and Training Incentives - Worker Skills Upgrading	\$9,900	\$9,900	\$8,832	●
	State Low Income Housing Tax Credit	\$581,920	\$32,221,754	\$565,417	●
	RESTORE	\$75,000	\$1,425,000	\$75,000	●
	Access to Home	\$300,000	\$600,000	\$130,620	●
	RESTORE	\$75,000	\$305,000	\$75,000	●
	RESTORE	\$75,000	\$115,000	\$75,000	●

CFA System Application Number	Applicant Name	Project Name	Agency Name
14053	Margert Community Corp.	MCC 2011 Access To Home Program	HCR
14098	Hamaspik Of Kings County	Hamaspik of Kings County Access to Home 2011	HCR
14110	Myrtle Avenue Revitalization Project LDC	Restoring Myrtle Avenue in Fort Greene	HCR
14115	Ridgewood Bushwick Senior Citizens Council, Inc.	Access to Home	HCR
14117	Ridgewood Bushwick Senior Citizens Council, Inc.	RBSCC Restore 2011	HCR
14118	Rebuilding Together NYC	RT NYC Access to Home 2011	HCR
14133	Housing Partnership Development Corp.	3603-05 Broadway Cooperatives	HCR
14134	NHS of NYC	NHS 1-4 MRLP	HCR
7761	Crye American, LLC	Crye American Excelsior	ESD
7219	Hunts Point Terminal Produce Cooperative Association	Hunts Point Terminal Cooperative Association - Excelsior	ESD
5249	Shapeways, Inc.	Shapeways Excelsior	ESD
8213	Terrafina LLC	Terrafina Excelsior	ESD
Application Round II			
12665	CEC Stuyvesant Cove, Inc. dba Solar One	CEC Stuyvesant Cove, Inc. dba Solar One - Unemployed Worker Training	DOL
15626	The Center for Military & Private Sector Initiatives, Inc. dba Veterans Across America, Inc.	The Center for Military & Private Sector Initiatives, Inc. dba Veterans Across America, Inc. - Unemployed Worker Training	DOL
17691	NYC Department of Transportation	NYCDOT - Porous Pavement Prototype Testing and Evaluation	EFC
19258	Wonton Food Inc.	Wonton Food Inc. - New Hire/OJT Training	DOL
19422	Oak Point Property, LLC	Oak Point Property Capital	ESD
13889	The Architectural League of New York	New York Architecture Diary	ESD
13992	The Trust for Public Land	Queensway	Parks
14728	New York Genome Center	New York Genome Center Capital	ESD
14883	Cooper Square Community Development Committee and Businessmen's Association, Inc.	La MaMa Experimental Theater Company	HCR
14888	Brooklyn Navy Yard Development Corporation	Brooklyn Navy Yard/Macro Sea New Lab Capital	ESD

	Program Name	CFA Award Amount	Total Project Cost	Grant Money Dispersed to Date	Status
	Access to Home	\$300,000	\$573,000	\$300,000	●
	Access to Home	\$250,000	\$320,000	\$250,000	●
	New York Main Street	\$500,000	\$1,315,000	\$500,000	●
	Access to Home	\$300,000	\$586,052	\$300,000	●
	RESTORE	\$75,000	\$361,052	\$75,000	●
	Access to Home	\$250,000	\$642,500	\$250,000	●
	Affordable Home Ownership Development Program (AHC)	\$877,500	\$7,309,247	\$877,500	●
	Affordable Home Ownership Development Program (AHC)	\$400,000	\$800,000	\$400,000	●
	Excelsior Jobs Program	\$1,000,000	\$4,650,000	\$297,643	●
	Excelsior Jobs Program	\$3,500,000	\$322,500,000	\$-	●
	Excelsior Jobs Program	\$200,000	\$28,507,264	\$65,334	●
	Excelsior Jobs Program	\$200,000	\$515,900	\$-	●
	Worker Skills Upgrading - Unemployed Worker Training	\$77,461	\$77,461	\$-	●
	Worker Skills Upgrading - Unemployed Worker Training	\$93,500	\$93,500	\$-	●
	Green Innovation Grant Program	\$1,200,000	\$645,423	\$-	●
	Worker Skills Upgrading - New Hire (On-the-Job) Training	\$20,263	\$20,263	\$-	●
	Empire State Development Grant Funds	\$400,000	\$94,078,896	\$-	●
	Regional Tourism Marketing Grant Initiative (I LOVE NY Fund)	\$20,000	\$48,960	\$9,919	●
	Park Acquisition, Development and Planning	\$467,000	\$623,050	\$467,000	●
	Empire State Development Grant Funds	\$1,500,000	\$67,250,000	\$-	●
	HCR - Urban Initiatives (UI)	\$180,000	\$558,762	\$180,000	●
	Empire State Development Grant Funds	\$1,250,000	\$23,355,803	\$1,250,000	●

CFA System Application Number	Applicant Name	Project Name	Agency Name
14888	Brooklyn Navy Yard Development Corporation	Brooklyn Navy Yard/Macro Sea New Lab Capital	ESD
15119	Clemente Soto Velez Cultural Center	The Lower East Side Cultural Corridor Arts Jobs Training Program	Arts
15768	Gotham Greens Farms LLC	Gotham Greens	NYSERDA
15781	Chinatown Manpower Project, Inc.	Chinatown Manpower Project, Inc. - Unemployed Worker Training	DOL
16014	Agudath Israel of America Community Services, Inc.	Agudath Israel of America Community Services, Inc. - Unemployed Worker Training	DOL
16070	NYCEDC	Randalls Island Connector	DOS
16156	Cumberland Packing Corp.	Cumberland Packing Corp. - Existing Employee Training	DOL
17037	Urban Electric Power	Energy Storage Devices Manufacturing Facility	NYSERDA
17250	ITAC	ITAC Technical Assistance for 2013	ESD
17324	Bronx Arts Ensemble, Inc.	Arts-In-Education Programs for Elementary and Middle School Students	Arts
17420	Downtown Brooklyn Partnership	Downtown Brooklyn Eastern Gateway Revitalization Project	HCR
17928	Seventh Regiment Armory Conservancy, Inc.	Park Avenue Armory Expansion of Unconventional Commissions	Arts
18160	Chamber of Commerce for Borough of Queens	Q A Queens About Mobile Phone App	ESD
18324	Leap, Inc. dba Brooklyn Workforce Innovations	Leap, Inc. dba Brooklyn Workforce Innovations - Unemployed Worker Training	DOL
18340	NYC Department of City Planning	Open Industrial Uses Study	DOS
18801	NYC Department of Small Business Services	City of New York - Brownfield Cleanup Capital	ESD
18955	Apollo Theater Foundation	Breakin' Conventions Festival	Arts
18987	Brooklyn Academy of Music	DanceAfrica Festival	Arts
19025	BRIC Arts Media Bklyn Inc.	BRIC Arts Media House Public Awareness and Public Engagement Plan	Arts
19038	Roanwell Corporation	Roanwell Corporation - Existing Employee Training	DOL
19067	CSA Group NY Architects and Engineers, P.C.	CSA Group NY Architects and Engineers, P.C. - Existing Employee Training	DOL
19258	Wonton Food Inc.	Wonton Food Inc. - Existing Employee Training	DOL

	Program Name	CFA Award Amount	Total Project Cost	Grant Money Dispersed to Date	Status
	State Capital Funds	\$2,000,000	\$23,355,803	\$1,452,207	●
	Art Project Grant	\$150,000	\$300,000	\$45,000	●
	NYSERDA - Regional Economic Development and GHG Reduction Program	\$750,000	\$6,781,565	\$750,000	●
	Worker Skills Upgrading - Unemployed Worker Training	\$95,539	\$95,539	\$41,859	●
	Worker Skills Upgrading - Unemployed Worker Training	\$98,700	\$98,700	\$98,700	●
	Local Waterfront Revitalization	\$350,263	\$700,526	\$350,263	●
	Worker Skills Upgrading - Existing Employee Training	\$56,000	\$56,000	\$56,000	●
	NYSERDA - Regional Economic Development and GHG Reduction Program	\$1,000,000	\$4,450,000	\$999,862	●
	Environmental Investment Program - Technical Assistance	\$96,000	\$201,360	\$93,569	●
	Art Project Grant	\$60,000	\$120,000	\$60,000	●
	HCR - Urban Initiatives (UI)	\$200,000	\$400,000	\$160,931	●
	Art Project Grant	\$150,000	\$500,000	\$45,000	●
	Regional Tourism Marketing Grant Initiative (I LOVE NY Fund)	\$100,000	\$200,000	\$82,610	●
	Worker Skills Upgrading - Unemployed Worker Training	\$100,000	\$100,000	\$100,000	●
	Local Waterfront Revitalization	\$300,000	\$600,000	\$-	●
	Empire State Development Grant Funds	\$500,000	\$5,365,161	\$-	●
	Art Project Grant	\$100,000	\$321,857	\$30,000	●
	Art Project Grant	\$150,000	\$700,000	\$90,000	●
	Art Project Grant	\$100,000	\$330,500	\$30,000	●
	Worker Skills Upgrading - Existing Employee Training	\$48,500	\$48,500	\$48,500	●
	Worker Skills Upgrading - Existing Employee Training	\$72,036	\$72,036	\$46,715	●
	Worker Skills Upgrading - Existing Employee Training	\$79,737	\$79,737	\$39,254	●

CFA System Application Number	Applicant Name	Project Name	Agency Name
19301	NYC Department of Environmental Protection	Gowanus Canal Sponge Park	EFC
19389	Center for Employment Opportunities, Inc.	Center for Employment Opportunities, Inc. - Unemployed Worker Training	DOL
19429	Pregones	One Great Theater, Two Great Stages	Arts
19512	Nontraditional Employment for Women	Nontraditional Employment for Women - Unemployed Worker Training	DOL
19652	New Museum of Contemporary Art	IDEAS CITY	Arts
19822	Theater et al, Inc.	The Marketing Guide and Plan	Arts
14941	The Hispanic Society of America	Main Building Roof Replacement	Parks
15904	Cornell University	Cornell Tech Bldg NYC	NYSERDA
15945	The New York Botanical Garden	NY Botanical Garden Capital	ESD
15956	The Green-Wood Historic Fund	Weir Greenhouse	Parks
16094	Pratt Institute	Pratt Institute Capital	ESD
16198	NYC Department of Small Business Services	NYC Department of Small Business Services - Wetlands Mitigation Capital	ESD
16884	Brooklyn Navy Yard Development Corporation	Brooklyn Navy Yard/Steiner Studios Capital	ESD
16884	Brooklyn Navy Yard Development Corporation	Brooklyn Navy Yard/Steiner Studios Capital	ESD
16923	NYC Department of Parks & Recreation	Randalls Island Hell Gate Pathway Phase III	Parks
18340	NYC Department of City Planning	Open Industrial Uses Study	DOS
18530	NYC Department of Transportation	Sunset Park Upland Connector	DOS
18532	NYC Department of Transportation	Sunset Park - Brooklyn Waterfront Greenway Connector	DOS
19775	Franklin D. Roosevelt Four Freedoms Park, LLC	Smallpox Hospital Planning and Scoping	Parks
19972	Queens Borough President	Queens Tech Zone Strategic Plan	DOS
24973	Brooklyn Navy Yard Development Corporation	Brooklyn Navy Yard/Steiner Studios Capital	ESD
19210	M-Fried Store Fixtures & Sturdy Store Displays, Inc.	M-Fried Store Fixtures & Sturdy Store Displays Excelsior	ESD
19232	Just Bagels Baking, LLC	Just Bagels Baking Excelsior	ESD
19258	Wonton Foods, Inc.	Wonton Food Excelsior	ESD
5951	DoubleVerify Inc.	DoubleVerify Excelsior	ESD

	Program Name	CFA Award Amount	Total Project Cost	Grant Money Dispersed to Date	Status
	Green Innovation Grant Program	\$535,000	\$1,243,000	\$535,000	●
	Worker Skills Upgrading - Unemployed Worker Training	\$54,588	\$54,588	\$30,790	●
	Art Project Grant	\$90,000	\$180,000	\$54,000	●
	Worker Skills Upgrading - Unemployed Worker Training	\$100,000	\$100,000	\$98,000	●
	Art Project Grant	\$100,000	\$1,053,100	\$30,000	●
	Art Project Grant	\$55,000	\$110,000	\$55,000	●
	Historic Property Acquisition, Development and Planning	\$500,000	\$2,699,000	\$319,015	●
	NYSERDA - Regional Economic Development and GHG Reduction Program	\$870,030	\$1,279,573	\$870,030	●
	Empire State Development Grant Funds	\$100,000	\$9,762,126	\$-	●
	Historic Property Acquisition, Development and Planning	\$500,000	\$2,699,000	\$449,973	●
	Empire State Development Grant Funds	\$500,000	\$3,074,985	\$-	●
	Empire State Development Grant Funds	\$500,000	\$18,750,000	\$-	●
	Empire State Development Grant Funds	\$4,500,000	\$137,100,000	\$-	●
	New York Works	\$6,300,000	\$137,100,000	\$-	●
	Park Acquisition, Development and Planning	\$500,000	\$2,502,656	\$500,000	●
	Local Waterfront Revitalization	\$300,000	\$600,000	\$-	●
	Local Waterfront Revitalization	\$600,000	\$1,200,000	\$173,957	●
	Local Waterfront Revitalization	\$354,900	\$709,800	\$-	●
	Historic Property Acquisition, Development and Planning	\$200,000	\$485,000	\$149,680	●
	Local Waterfront Revitalization	\$150,000	\$300,000	\$150,000	●
	Empire State Development Grant Funds	\$500,000	\$137,100,000	\$-	●
	Excelsior Jobs Program	\$300,000	\$2,053,000	\$-	●
	Excelsior Jobs Program	\$234,000	\$662,000	\$29,809	●
	Excelsior Jobs Program	\$980,000	\$3,490,000	\$66,680	●
	Excelsior Jobs Program	\$750,000	\$10,950,000	\$-	●

CFA System Application Number	Applicant Name	Project Name	Agency Name
17037	Urban Electric Power	Energy Storage Devices Manufacturing Facility	ESD
15768	Gotham Greens Farm, LLC	Gotham Greens Farm Excelsior	ESD
7839	Shiel Medical Laboratory, Inc.	Shiel Medical Laboratory Excelsior	ESD
17924	Duggal Visual Solutions, Inc.	Duggal Visual Solutions Excelsior	ESD
Application Round III			
24556	Church Avenue District Management Association	Flatbush Neighborhood Revitalization	HCR
26320	Henry Street Settlement	Henry Street Historic Preservation Project	Parks
26536	Downtown Brooklyn Partnership	Greenspace Brooklyn Strand Feasibility and Design	ESD
26897	NYU Poly	NYU Incubator Network	ESD
26910	Brooklyn Arts Council	Creative Coalitions	Arts
27050	St. George Outlet Development, LLC dba Empire Outlets	Empire Outlets Capital	ESD
27090	Structured Employment Economic Development Corporation	SEEDCO	ONCS
27215	New Museum	New Museum Incubator	Arts
27437	New York Fragrance Inc.	Software and Office Skills Training	DOL
27509	Agudath Israel of America Community Services, Inc.	Office Operations Training	DOL
27605	Leap, Inc. dba Brooklyn Workforce Innovations	Commercial Truck Driving Training	DOL
27770	Parker Jewish Institute for Health Care and Rehabilitation	Pain Management Training	DOL
28015	HANAC, Inc.	HANAC SNAP Opportunities Program	OTDA
28090	NYC Department of Parks and Recreation	Greenbelt Trail Sustainability Initiative	Parks
28206	Downstate Technology Center	Downstate Biotech Business Incubator Proposal	ESD
28289	NYC Department of Parks and Recreation	Jamaica Bay Habitat Restoration and Waterfront Revitalization	DOS
28374	St Nicks Alliance	St Nicks SNAP Opportunities Program	OTDA
28442	St. Nicks Alliance Corp.	Commercial Truck Driving Training	DOL
28468	NYC Department of Environmental Protection	Oakwood Beach Habitat Restoration	DOS
28656	Staten Island EDC	West Shore Light Rail Planning Study	ESD

	Program Name	CFA Award Amount	Total Project Cost	Grant Money Dispersed to Date	Status
	Excelsior Jobs Program	\$925,000	\$6,182,768	\$-	●
	Excelsior Jobs Program	\$152,000	\$6,666,665	\$16,889	●
	Excelsior Jobs Program	\$2,800,000	\$14,750,000	\$-	●
	Excelsior Jobs Program	\$881,000	\$14,443,264	\$54,008	●
	HCR - New York Main Street (NYMS)	\$200,000	\$339,000	\$15,000	●
	Historic Property Acquisition, Development and Planning	\$500,000	\$840,500	\$500,000	●
	ESD - Strategic Planning and Feasibility Studies	\$50,000	\$100,000	\$50,000	●
	New York State Business Incubator and Innovation Hot Spot Support Program	\$375,000	\$5,473,938	\$184,230	●
	Arts, Culture & Heritage Project Grant	\$100,000	\$203,000	\$100,000	●
	Empire State Development Grant Funds	\$3,500,000	\$33,552,750	\$3,500,000	●
	New York State AmeriCorps Program	\$142,566	\$282,155	\$108,679	●
	Arts, Culture & Heritage Project Grant	\$100,000	\$310,000	\$74,000	●
	New Hire (On-the-Job) Training	\$10,000	\$50,000	\$-	●
	Unemployed Worker Training	\$70,500	\$136,500	\$70,500	●
	Unemployed Worker Training	\$100,000	\$226,616	\$99,800	●
	Existing Employee Training Program	\$18,000	\$28,250	\$18,000	●
	SNAP Opportunities	\$125,000	\$250,000	\$222,114	●
	Recreational Trails Program	\$192,000	\$240,000	\$52,844	●
	New York State Business Incubator and Innovation Hot Spot Support Program	\$375,000	\$1,125,000	\$375,000	●
	Local Waterfront Revitalization Program	\$395,997	\$791,994	\$312,559	●
	SNAP Opportunities	\$300,000	\$600,000	\$38,916	●
	Unemployed Worker Training	\$100,000	\$100,000	\$15,944	●
	Local Waterfront Revitalization Program	\$300,000	\$600,000	\$137,223	●
	ESD - Strategic Planning and Feasibility Studies	\$50,000	\$100,000	\$50,000	●

CFA System Application Number	Applicant Name	Project Name	Agency Name
28979	New York Botanical Garden	East Gate Visitor Accessibility and Green Zone Project	Parks
29240	CAMBA	CAMBA	DOS
29242	The Fathers Heart Ministries	FHM Roof 2013	Parks
29250	Fastener Dimensions Inc.	AS9100 Quality Management System and Machine Operation Training	DOL
29337	French Institute Alliance Française	Digital Conversion for Film Projection	Arts
29545	Metropolitan Council on Jewish Poverty	Metropolitan Council on Jewish Poverty SNAP Opportunities Program	OTDA
29608	Lutheran Family Health Centers	Community Allies	ONCS
29893	Apollo Theater Foundation Inc	Fall Festival Funding	Arts
29967	New York City Department of Transportation	Bus Rapid Transit In Queens	NYSERDA
30036	Marine Park Seaside Links	Rainwater Harvesting and Reuse	EFC
30094	Sunnyside Community Services, Inc.	Home Health Aide Training	DOL
30399	Groundswell	TransformRestore Brownsville	Arts
30598	Research Foundation of the City University of New York on behalf of Bronx Community College Educational Opportunity Center	Medical Support Professional Training	DOL
30704	Alliance for Coney Island	The One and Only Coney Campaign Working Capital	ESD
30862	Seventh Regiment Armory Conservancy Inc	Epic and Adventurous Work for New York	Arts
31185	ITAC	NYC TAC Technical Assistance 2014-2016	ESD
31410	The Bronx Museum of the Arts	Bronx Museum Community Engagement Programs	Arts
31564	Cambridge Business Institute Inc.	Home Health Aide and Pharmacy Technician Training	DOL
31599	Federation Employment and Guidance Service, Inc.	FECS SNAP Opportunities Program	OTDA
31632	BDG BNY LLC	Brooklyn Navy Yard "Building C" Green Roof	EFC
31800	Triangle Equities	Lighthouse Point Capital	ESD
31867	The Research Foundation of CUNY	CCNY Continuing and Professional Education	HESC
31870	NYC Department of Parks & Recreation	Catalyst Revitalizing Waterfront Parks Phase IV	DOS

	Program Name	CFA Award Amount	Total Project Cost	Grant Money Dispersed to Date	Status
	Park Acquisition, Development and Planning	\$500,000	\$6,016,000	\$500,000	●
	Community Services Block Grant	\$93,358	\$116,698	\$91,793	●
	Historic Property Acquisition, Development and Planning	\$500,000	\$1,040,838	\$450,000	●
	Existing Employee Training Program	\$90,620	\$6,003,820	\$87,620	●
	Digital Film Projector Conversion Program	\$70,000	\$142,381	\$70,000	●
	SNAP Opportunities	\$-	\$-	\$-	●
	New York State AmeriCorps Program	\$179,618	\$262,234	\$66,934	●
	Arts, Culture & Heritage Project Grant	\$74,000	\$455,100	\$74,000	●
	Cleaner Greener Communities (CGC), Phase II Implementation Grants, Category 3: Sustainability Projects	\$2,137,500	\$8,750,000	\$90,121	●
	Green Innovation Grant Program	\$502,900	\$564,000	\$58,455	●
	Unemployed Worker Training	\$34,414	\$536,349	\$34,414	●
	Arts, Culture & Heritage Project Grant	\$50,000	\$162,360	\$50,000	●
	Unemployed Worker Training	\$50,000	\$406,492	\$45,116	●
	Market New York	\$225,000	\$250,000	\$224,738	●
	Arts, Culture & Heritage Project Grant	\$74,000	\$3,592,521	\$74,000	●
	Environmental Investment Program - Technical Assistance (TA)	\$200,000	\$400,000	\$200,000	●
	Arts, Culture & Heritage Project Grant	\$100,000	\$221,110	\$100,000	●
	Unemployed Worker Training	\$99,600	\$99,600	\$95,600	●
	SNAP Opportunities	\$-	\$-	\$-	●
	Green Innovation Grant Program	\$275,778	\$120,935,741	\$-	●
	Empire State Development Grant Funds	\$1,500,000	\$208,998,528	\$1,500,000	●
	College Access Challenge Grant	\$45,905	\$58,950	\$39,363	●
	Local Waterfront Revitalization Program	\$350,000	\$700,000	\$350,000	●

CFA System Application Number	Applicant Name	Project Name	Agency Name
32025	South Bronx Overall Economic Development Corporation	SoBRO SNAP Opportunities Program	OTDA
32041	Northern Manhattan Improvement Corporation	College Access	HESC
32046	Downtown Community Television Center, Inc.	Cinema Expansion Project	Arts
32058	Foodsaver New York, Inc. dba Terminal Seafood & Meats	Operations Training	DOL
32193	Dayton Industries, Inc.	Lean Manufacturing and Office Operations Training	DOL
32416	CUNY Research Foundation	Closing the Gap: Classroom to Career Program Working Capital	ESD
32452	Harvestworks	Creativity Technology Enterprise	Arts
32675	Anthology Film Archives, Inc	Digital Projection System	Arts
32690	Queens Tech Incubator	Queens Tech Certified Business Incubator	ESD
32758	Research Foundation of the City University of New York on behalf of Bronx Community College	Information Technology Support Management and Renewable Energy Programs Training	DOL
34918	ADP/Automatic Data Processing	ADP Titanium Excelsior	ESD
28042	BSP Greenhouse, LLC	BSP Greenhouse Farm Excelsior	ESD
29250	Fastener Dimension, Inc.	Fastener Dimension Excelsior	ESD
26871	Flint and Tinder USA, Inc.	Flint and Tinder USA Excelsior	ESD
31060	Giumenta	Facility Expansion/New Production Capability Staffing and Training	ESD
31557	Ralph Rucci, LLC	Ralph Rucci - Excelsior	ESD
31620	Sailthru, Inc.	Sailthru Excelsior	ESD
30295	ShopKeep.com Inc. dba ShopKeep POS	ShopKeep Excelsior	ESD
32373	World Business Lenders, LLC	World Business Lenders Excelsior	ESD
28017	Hansel 'n Gretel	Facility Upgrade	ESD
Application Round IV			
42757	The Brooklyn Brewery Corporation	Brooklyn Brewery Capital II	ESD
42952	Jos. H. Lowenstein and Sons, Inc.	Entry-level Production Training	DOL
43382	Cosmoledo LLC dba Maison Kayser	Baking and Bakery Machinery Training	DOL
30282	The Public Theater	Public Works Program Expansion	Arts
38642	Apollo Theater Foundation, Inc.	WOW (Women of the World) Harlem Festival	Arts

	Program Name	CFA Award Amount	Total Project Cost	Grant Money Dispersed to Date	Status
	SNAP Opportunities	\$125,000	\$250,000	\$221,520	●
	College Access Challenge Grant	\$50,000	\$50,000	\$50,000	●
	Digital Film Projector Conversion Program	\$100,000	\$490,750	\$100,000	●
	New Hire (On-the-Job) Training	\$3,360	\$3,931,520	\$-	●
	Existing Employee Training Program	\$37,400	\$73,677	\$37,400	●
	ESD Technical Assistance and Training Grants - Opportunity Agenda Projects	\$100,000	\$115,534	\$99,999	●
	Arts, Culture & Heritage Project Grant	\$100,000	\$275,000	\$100,000	●
	Digital Film Projector Conversion Program	\$62,660	\$62,660	\$62,660	●
	New York State Business Incubator and Innovation Hot Spot Support Program	\$375,000	\$1,125,000	\$-	●
	Unemployed Worker Training	\$50,000	\$178,744	\$49,977	●
	Excelsior Jobs Program	\$2,000,000	\$11,536,594	\$815,788	●
	Excelsior Jobs Program	\$350,000	\$4,293,648	\$-	●
	Excelsior Jobs Program	\$100,000	\$4,803,820	\$-	●
	Excelsior Jobs Program	\$100,000	\$346,374	\$-	●
	Excelsior Jobs Program	\$165,067	\$2,526,300	\$-	●
	Excelsior Jobs Program	\$411,944	\$2,220,000	\$-	●
	Excelsior Jobs Program	\$750,000	\$750,000	\$-	●
	Excelsior Jobs Program	\$750,000	\$1,079,765	\$-	●
	Excelsior Jobs Program	\$750,000	\$1,437,500	\$-	●
	Empire State Development Excelsior	\$537,701	\$3,178,468	\$-	●
	Empire State Development Grant Funds	\$2,000,000	\$131,500,000	\$-	●
	New Hire Training Program	\$6,000	\$388,712	\$-	●
	New Hire Training Program	\$100,000	\$60,000,000	\$-	●
	Arts, Culture & Heritage Project Grant	\$76,000	\$768,500	\$60,800	●
	Arts, Culture & Heritage Project Grant	\$60,000	\$588,205	\$60,000	●

CFA System Application Number	Applicant Name	Project Name	Agency Name
39304	Leap, Inc. dba Brooklyn Workforce Innovations	Commercial Driver Training	DOL
39571	American Museum of Natural History	Programming on Pan-Asian Themes	Arts
39588	North Riverdale Merchant Business Association	Riverdale Smart Growth Plan	NYSERDA
39676	Thalia Spanish Theatre, Inc.	Enhance Marketing & Promotion Capacity	Arts
39740	Henry Street Settlement	Arbans Arts Center 2015 Centennial Marketing	Arts
40132	Whitney Museum of American Art	New Building Marketing Plan	Arts
40153	Per Scholas, Inc.	Information Technology Training	DOS
40153	Per Scholas, Inc.	Information Technology Training	DOL
40204	Second Stage Theatre	Strategic Plan Implementation	Arts
40207	The Bushwick Starr, Inc.	Expand Marketing & Outreach Capacity	Arts
40276	Performance Space 122, Inc.	Performance Space 122 Lighting Design Enhancement	Arts
40294	St. Ann's Warehouse, Inc.	Theater/Dance Floor Acquisition	Arts
40313	New York Classical Theatre, Inc.	Strengthen Development & Fundraising Capabilities	Arts
40423	New York Theatre Workshop	Audio Systems Upgrade	Arts
40476	The New 42nd Street	Facilities Upgrade and Expansion	Arts
40494	Dance Notation Bureau, Inc.	Strengthen Educational Programming	Arts
40551	Open Source Gallery, Inc.	Enhance Development & Community Outreach	Arts
41329	The Harlem Chamber Players, Inc.	The Harlem Chamber Players Technology Improvements	Arts
41406	Sunnyside Community Services, Inc.	Home Health Aide Training	DOL
41437	Young Jean Lees Theater Company	Strengthen Operating Capacity	Arts
41556	Josephine Herrick Project	Strengthen Programmatic Offerings & Partnerships	Arts
41901	Hostos Community College	Medical Technician Training	DOL
42420	Bronx Community College, Bronx Educational Opportunity Center	Direct Support Professional Training	DOL
42458	Alwan Foundation, Inc.	Support Administration & Planning	Arts
42557	RCN Telecom Services of New York, LP	Supervision, Customer Service and Team Building Training	DOL

	Program Name	CFA Award Amount	Total Project Cost	Grant Money Dispersed to Date	Status
	Unemployed Worker Training Program	\$100,000	\$234,298	\$99,850	●
	Arts, Culture & Heritage Project Grant	\$60,000	\$157,841	\$48,000	●
	Cleaner Greener Communities (CGC), Phase II Implementation Grants, Category 2: Planning & Technical Assistance - Round 2 (CFA Round 4)	\$100,000	\$137,500	\$100,000	●
	Workforce Investment Program	\$49,500	\$61,875	\$49,500	●
	Arts, Culture & Heritage Project Grant	\$76,000	\$210,000	\$60,800	●
	Arts, Culture & Heritage Project Grant	\$76,000	\$200,000	\$60,800	●
	Community Services Block Grant	\$200,000	\$250,000	\$180,888	●
	Unemployed Worker Training Program	\$100,000	\$1,173,795	\$48,709	●
	Arts, Culture & Heritage Project Grant	\$52,100	\$137,000	\$41,680	●
	Workforce Investment Program	\$18,000	\$30,000	\$18,000	●
	Artistic Program Capital Equipment	\$49,500	\$105,401	\$49,500	●
	Artistic Program Capital Equipment	\$49,500	\$1,339,537	\$49,500	●
	Workforce Investment Program	\$49,500	\$120,000	\$49,500	●
	Artistic Program Capital Equipment	\$10,500	\$21,000	\$10,500	●
	Artistic Program Capital Equipment	\$20,200	\$40,500	\$20,200	●
	Workforce Investment Program	\$28,100	\$37,500	\$28,100	●
	Workforce Investment Program	\$47,000	\$60,000	\$47,000	●
	Technology Improvements Program	\$2,400	\$4,281	\$2,400	●
	Unemployed Worker Training Program	\$34,486	\$613,275	\$8,294	●
	Workforce Investment Program	\$49,500	\$49,500	\$49,500	●
	Workforce Investment Program	\$49,500	\$61,875	\$49,500	●
	Unemployed Worker Training Program	\$100,000	\$100,000	\$99,377	●
	Unemployed Worker Training Program	\$50,000	\$450,688	\$2,558	●
	Workforce Investment Program	\$47,500	\$66,528	\$47,500	●
	Existing Employee Training Program	\$78,000	\$186,060	\$78,000	●

CFA System Application Number	Applicant Name	Project Name	Agency Name
42558	Mark DeGarmo DancersDynamic Forms, Inc.	Expand Marketing & Public Relations Capacity	Arts
42615	City Lore, Inc.	The City Lore Visitors Center Expansion	Arts
42756	Rooftop Films, Inc.	Multi Media and Tech Boot Camp Training	Arts
42952	Jos. H. Lowenstein and Sons, Inc.	Management and Operations Training	DOL
42998	Pregones Theater and Puerto Rican Traveling Theater	PLATAFORMA, The Bronx Broadway Theater Showcase	Arts
43004	Research Foundation of CUNY on behalf of Bronx Community College	Information Technology Support Management Training	DOL
43105	The Jazz Gallery	Increase Organizational Visibility	Arts
43350	Cambridge Business Institute Inc.	Certified Nurse Aide Training	DOL
43406	Alliance Computing Solutions, Inc.	Solar Panel Installation Training	DOL
43431	Corona Youth Music Project, Inc.	Expand Programming Capabilities	Arts
37176	Lower East Side DMA	LESBID- GreenHub Study	ESD
38656	The Trust for Public Land	QueensWay Design	Parks
38940	235-237 West 125th Street Partners, LLC	Victoria Theater Capital	ESD
39004	The New York Botanical Garden	Conservatory Green Parking Retrofit	EFC
39206	Long Island City Partnership	LIC Partnership Study	ESD
39457	Staten Island EDC	South Shore Study Working Capital	ESD
40161	Per Scholas	Per Scholas Capital	ESD
40310	NYC Department of Parks & Recreation	Mariners Arlington Marsh Master Plan	DOS
40576	Brooklyn Navy Yard Development Corporation	Building 77- Brooklyn Navy Yard Capital	ESD
40795	NYC Department of Parks & Recreation	Harlem River Park Greenway Link	DOS
40817	Myrtle Avenue Revitalization Project LDC	Myrtle Ave NYMS 2014	HCR
41430	NYC Department of Parks & Recreation	The Bronx River Urban Forest Revitalization and Job Skills Training	DOS
41973	NYC Department of Parks & Recreation	Smart Parking Advancing Comprehensive Environmental Sustainability	NYSERDA
42208	New Life Fellowship Church	New Life Fellowship Church Restoration	Parks

	Program Name	CFA Award Amount	Total Project Cost	Grant Money Dispersed to Date	Status
	Workforce Investment Program	\$49,500	\$49,500	\$49,500	●
	Arts, Culture & Heritage Project Grant	\$58,100	\$155,000	\$58,100	●
	Arts, Culture & Heritage Project Grant	\$7,800	\$20,400	\$7,800	●
	Existing Employee Training Program	\$92,858	\$388,712	\$92,858	●
	Arts, Culture & Heritage Project Grant	\$60,000	\$275,000	\$48,000	●
	Unemployed Worker Training Program	\$50,000	\$168,916	\$50,000	●
	Workforce Investment Program	\$44,000	\$44,000	\$44,000	●
	Unemployed Worker Training Program	\$99,750	\$99,750	\$99,750	●
	Unemployed Worker Training Program	\$99,000	\$99,000	\$99,000	●
	Workforce Investment Program	\$36,000	\$48,000	\$36,000	●
	ESD - Strategic Planning and Feasibility Studies	\$20,000	\$40,000	\$20,000	●
	Park Acquisition, Development and Planning	\$443,750	\$887,500	\$293,011	●
	Empire State Development Grant Funds	\$1,500,000	\$164,356,368	\$-	●
	Green Innovation Grant Program	\$882,000	\$980,000	\$882,000	●
	ESD - Strategic Planning and Feasibility Studies	\$100,000	\$350,000	\$100,000	●
	ESD - Strategic Planning and Feasibility Studies	\$50,000	\$100,000	\$50,000	●
	Empire State Development Grant Funds	\$500,000	\$2,830,000	\$-	●
	Local Waterfront Revitalization Program	\$200,000	\$400,000	\$70,274	●
	Empire State Development Grant Funds	\$1,000,000	\$169,675,952	\$-	●
	Local Waterfront Revitalization Program	\$250,000	\$500,000	\$219,325	●
	HCR - New York Main Street (NYMS)	\$250,000	\$486,960	\$250,000	●
	Local Waterfront Revitalization Program	\$256,612	\$513,224	\$54,678	●
	Cleaner Greener Communities (CGC), Phase II Implementation Grants, Category 2: Planning & Technical Assistance - Round 2	\$225,000	\$300,000	\$30,000	●
	Historic Property Acquisition, Development and Planning	\$500,000	\$1,115,755	\$500,000	●

CFA System Application Number	Applicant Name	Project Name	Agency Name
42339	Bronx Overall EDC	Arthur Avenue Market Study	ESD
42604	Terrafina LLC	Lean Operations, Quality and Management Training	DOL
42632	G.A.L. Manufacturing Corporation	Operations, Quality, and Software Training	DOL
42795	NYCEDC	Saw Mill Creek Pilot Wetland Mitigation Bank	DOS
42816	The Port Authority of NY & NJ	JFK Air Cargo Phase I Capital	ESD
42959	Foodsaver New York, Inc. dba Terminal Seafood & Meats	Management and Operations Training	DOL
43226	NYC Mayor's Office of Long Term Planning and Sustainability	Energy Efficiency Market Integration and Assistance Program	NYSERDA
38960	New York Wheel, LLC	The Wheel Working Capital	ESD
39471	CUNY Hub for Innovation and Entrepreneurship	New York City Innovation Hot Spot at CUNY	ESD
43518	National Urban League	National Urban League Capital	ESD
PIW	SICIS	Industrial Expansion	ESD
PIW	Twin Marquis	Industrial Expansion	ESD
40016	Steuben Foods Inc	Steuben Foods Excelsior	ESD
41693	Doran Jones at UDC	Doran Jones UDC	ESD
42543	Precision Gear Inc	Precision Gear Excelsior	ESD
42757	The Brooklyn Brewery Corporation	Brooklyn Brewery Excelsior	ESD
36618	Orchard Enterprises NY, Inc.	Orchard Enterprises NY Excelsior	ESD
42435	Genius Media, Inc.	Genius Media Excelsior	ESD
42604	Terrafina LLC	Terrafina Excelsior	ESD
43376	KGBL, MFG, Inc.	KGBL, MFG, Inc.	ESD
43382	Cosmoledo LLC	Cosmoledo Excelsior	ESD
51601	Spreemo	Commercial Expansion	ESD
43101	Lady M Confections Co., Ltd.	Lady M Confections Excelsior	ESD
39237	Jos H. Lowenstein & Sons, Inc.	Jos H. Lowenstein & Sons Excelsior	ESD
41404	SGFW Bakers, Inc.	Israel Biegels Excelsior	ESD
42035	Mobo Systems, Inc.	Mobo Systems OLO Excelsior	ESD
42632	G.A.L. Manufacturing Corporation	G.A.L. Manufacturing Excelsior	ESD

	Program Name	CFA Award Amount	Total Project Cost	Grant Money Dispersed to Date	Status
	ESD - Strategic Planning and Feasibility Studies	\$25,000	\$125,000	\$-	●
	Existing Employee Training Program	\$100,000	\$2,058,211	\$16,160	●
	Existing Employee Training Program	\$100,000	\$10,700,000	\$49,865	●
	Local Waterfront Revitalization Program	\$1,000,000	\$2,000,000	\$222,939	●
	Empire State Development Grant Funds	\$500,000	\$94,000,000	\$-	●
	Existing Employee Training Program	\$10,500	\$15,540	\$10,500	●
	Cleaner Greener Communities (CGC), Phase II Implementation Grants, Category 3: Sustainability Projects - Round 2	\$3,531,250	\$10,334,010	\$1,989,512	●
	Market New York	\$1,550,000	\$2,575,000	\$30,003	●
	New York State Innovation Hot Spot Support Program	\$750,000	\$2,250,000	\$-	●
	Empire State Development Grant Funds	\$2,500,000	\$153,800,000	\$-	●
	Excelsior Jobs Program	\$650,000	\$23,773,000	\$-	●
	Excelsior Jobs Program	\$1,000,000	\$14,120,000	\$-	●
	Excelsior Jobs Program	\$200,000	\$2,181,250	\$-	●
	Excelsior Jobs Program	\$1,000,000	\$1,000,000	\$-	●
	Excelsior Jobs Program	\$225,000	\$5,870,000	\$-	●
	Excelsior Jobs Program	\$4,000,000	\$137,000,000	\$-	●
	Excelsior Jobs Program	\$700,000	\$1,252,725	\$-	●
	Excelsior Jobs Program	\$300,000	\$3,600,000	\$-	●
	Excelsior Jobs Program	\$100,000	\$1,310,000	\$11,111	●
	Excelsior Jobs Program	\$120,000	\$2,652,000	\$-	●
	Excelsior Jobs Program	\$450,000	\$5,920,977	\$-	●
	Excelsior Jobs Program	\$600,000	\$253,500	\$-	●
	Excelsior Jobs Program	\$275,000	\$621,550	\$-	●
	Excelsior Jobs Program	\$100,000	\$2,610,000	\$6,757	●
	Excelsior Jobs Program	\$96,000	\$5,125,043	\$29,809	●
	Excelsior Jobs Program	\$500,000	\$893,154	\$-	●
	Excelsior Jobs Program	\$350,000	\$8,050,000	\$-	●

Application Round V			
CFA System Application Number	Applicant Name	Project Name	Agency Name
23987	Cave Canem Foundation Inc	Cave Canem	Arts
32252	NYCEEC	Greener Greater Buildings Plan Accelerator	NYSERDA
50554	Queens Economic Development Corporation	QEDC NYS Certified Business Incubator	ESD
50607	The TriCentric Foundation	Expanded Marketing and Outreach Capacity	Arts
50997	African Voices Communications	Expanded Development Capacity	Arts
50998	Roundabout Theatre Company	Technical Theatre Career Development	Arts
51098	Exploring the Metropolis	Expanded Programmatic and Outreach Capacity	Arts
51355	Jack Arts	Expanded Development Capacity	Arts
51654	Big Dance Theater	Expanded Programmatic Capacity	Arts
51905	WHBI LLC dba Harlem Biospace	Harlem Biospace Capital	ESD
51974	Asian American Arts Alliance	Expanded Development Capacity	Arts
52430	Northfield Community LDC of Staten Island	Port Richmond Main Street	HCR
52729	The New York Botanical Garden	NYBG- Haupt Conservatory Capital	ESD
52783	Brooklyn Greenway Initiative, Inc.	Waterfront Greenway Phase 5	DOS
52938	Leap, Inc. dba Brooklyn Workforce Innovations	Commercial Driver Training	DOL
52948	New York University	NYU Veterans Incubator	ESD
53323	The Public Theater	Public Works	Arts
53432	St. George Outlet Development, LLC dba Empire Outlets	Empire Outlets Capital	ESD
53432	St. George Outlet Development, LLC dba Empire Outlets	St. George Outlet Development Market NY Capital	ESD
53484	The Brooklyn Brewery Corporation	Brooklyn Brewery Staten Island Facility 2015	ESD
53633	The Brick Theater	Expanded Programmatic Capacity	Arts
53740	NYC Department of Parks & Recreation	Harlem River Watershed Plan - Bronx Side	DOS
53741	Bronx Educational Opportunity Center	Direct Support Professional Training	DOL
53846	Josephine Herrick Project	Expanded Veterans Programming	Arts

	Program Name	CFA Award Amount	Total Project Cost	Grant Money Dispersed to Date	Status
	Council on the Arts - Workforce Investment	\$49,500	\$74,250	\$49,500	●
	Cleaner Greener Communities (CGC), Phase II Implementation Grants, Category 3: Community-Scale Sustainability Projects - Round 3	\$500,000	\$2,515,000	\$-	●
	New York State Business Incubator Support Program	\$375,000	\$1,125,000	\$145,488	●
	Council on the Arts - Workforce Investment	\$15,000	\$35,000	\$15,000	●
	Council on the Arts - Workforce Investment	\$45,000	\$66,000	\$45,000	●
	Council on the Arts - Arts, Culture and Heritage New Initiatives - Implementation	\$90,000	\$446,663	\$90,000	●
	Council on the Arts - Workforce Investment	\$49,500	\$65,000	\$49,500	●
	Council on the Arts - Workforce Investment	\$48,000	\$67,236	\$48,000	●
	Council on the Arts - Workforce Investment	\$49,500	\$90,000	\$49,500	●
	Empire State Development Grant Funds	\$1,500,000	\$6,575,000	\$-	●
	Council on the Arts - Workforce Investment	\$49,500	\$103,950	\$49,500	●
	HCR - New York Main Street (NYMS)	\$392,375	\$800,600	\$86,048	●
	Empire State Development Grant Funds	\$250,000	\$25,250,000	\$-	●
	Local Waterfront Revitalization Program	\$1,820,000	\$5,980,000	\$163,014	●
	Unemployed Worker Training Program	\$99,985	\$284,943	\$99,685	●
	Empire State Development Grant Funds	\$1,000,000	\$4,750,000	\$-	●
	Council on the Arts - Arts, Culture and Heritage New Initiatives - Implementation	\$63,000	\$902,500	\$63,000	●
	Empire State Development Grant Funds	\$1,000,000	\$306,004,000	\$1,000,000	●
	Market New York	\$875,000	\$306,004,000	\$-	●
	Empire State Development Grant Funds	\$1,500,000	\$131,000,000	\$-	●
	Council on the Arts - Workforce Investment	\$49,500	\$70,000	\$39,690	●
	Local Waterfront Revitalization Program	\$350,000	\$700,000	\$95,003	●
	Unemployed Worker Training Program	\$87,426	\$614,871	\$-	●
	Council on the Arts - Arts, Culture and Heritage New Initiatives - Planning	\$46,357	\$46,920	\$46,357	●



















CFA System Application Number	Applicant Name	Project Name	Agency Name
53922	St. Anselm's Church	Church Rehabilitation	Parks
53966	St Ann's Warehouse	Programming in Brooklyn Bridge Park	Arts
54081	Alliance for Coney Island	Coney Island Day Tripper's Campaign Working Capital	ESD
54082	Opportunities for a Better Tomorrow, Inc.	Work Readiness Training	DOL
54094	Silvercup Studios, Inc.	Silvercup Studios Capital	ESD
54139	Mid Bronx Senior Citizens Council Inc.	Pre-apprenticeship Training	DOL
54156	General Society of Mechanics and Tradesmen in the City of New York	The General Society Library Skylight and Roof Replacement	Parks
54349	Carnegie Hall	The Somewhere Project	Arts
54433	BioBAT, Inc.	BioBAT Capital	ESD
54465	Casita Maria	BLITZ(Bronx Latin Jazz) Performances	Arts
54557	Southwest Brooklyn Industrial Development Corporation	Southwest Brooklyn Industrial Development Corporation Working Capital	ESD
54612	CALSTART, INC	NYSERDA 3 Greener Cleaner Communities	NYSERDA
54737	SS Columbia Project	SS Columbia Restoration	Parks
54818	Mark Morris Dance Group	Brownsville Dance Project	Arts
54890	American Museum of Natural History	AMNH-Glider Center	ESD
54904	NYC Department of Parks & Recreation	Shoreline Parks Plan for the East Shore of Staten Island	DOS
54987	Willie Mae Rock Camp for Girls	Expanded Programmatic Capacity	Arts
55014	Nontraditional Employment for Women	Construction Worker Training	DOL
55094	NYC Department of Parks & Recreation	Freshkills Park Community Hub	DOS
55294	Solar One	NYS Community Partnership for NYC and Long Island	NYSERDA
55434	NYC Department of Parks & Recreation	NYC Municipal Separate Storm Sewer Systems (MS4) Mapping Project	DEC
55438	Hunts Point Cooperative Market, Inc.	Hunts Point Cooperative Market Capital	ESD

	Program Name	CFA Award Amount	Total Project Cost	Grant Money Dispersed to Date	Status
	Historic Property Acquisition, Development and Planning	\$500,000	\$1,232,170	\$349,793	
	Council on the Arts - Arts, Culture and Heritage New Initiatives - Implementation	\$63,000	\$565,523	\$63,000	
	Market New York	\$83,018	\$368,376	\$58,113	
	Unemployed Worker Training Program	\$100,000	\$100,000	\$-	
	Empire State Development Grant Funds	\$1,600,000	\$17,579,956	\$1,600,000	
	Unemployed Worker Training Program	\$100,000	\$410,450	\$14,929	
	Historic Property Acquisition, Development and Planning	\$500,000	\$1,416,920	\$-	
	Council on the Arts - Arts, Culture and Heritage New Initiatives - Implementation	\$90,000	\$1,853,404	\$90,000	
	Empire State Development Grant Funds	\$300,000	\$5,069,288	\$-	
	Council on the Arts - Arts, Culture and Heritage New Initiatives - Implementation	\$54,000	\$127,960	\$54,000	
	ESD - Strategic Planning and Feasibility Studies	\$50,000	\$100,000	\$50,000	
	Cleaner Greener Communities (CGC), Phase II Implementation Grants, Category 3: Community-Scale Sustainability Projects - Round 3	\$1,500,000	\$4,284,145	\$-	
	Historic Property Acquisition, Development and Planning	\$500,000	\$1,245,050	\$17,733	
	Council on the Arts - Arts, Culture and Heritage New Initiatives - Implementation	\$36,000	\$167,006	\$36,000	
	Market New York	\$1,000,000	\$41,082,916	\$-	
	Local Waterfront Revitalization Program	\$415,000	\$830,000	\$-	
	Council on the Arts - Workforce Investment	\$49,500	\$61,874	\$49,500	
	Unemployed Worker Training Program	\$100,000	\$1,184,015	\$9,524	
	Local Waterfront Revitalization Program	\$280,106	\$560,212	\$-	
	Cleaner Greener Communities (CGC), Phase II Implementation Grants, Category 3: Community-Scale Sustainability Projects - Round 3	\$2,902,488	\$3,869,984	\$1,056,321	
	Water Quality Improvement Project (WQIP) Program	\$257,575	\$343,575	\$45,418	
	Empire State Development Grant Funds	\$1,000,000	\$9,700,000	\$-	

CFA System Application Number	Applicant Name	Project Name	Agency Name
55472	Icahn School of Medicine at Mount Sinai	Mount Sinai MedTech NYS Certified Business Incubator	ESD
55663	West Harlem Environmental Action, Inc. dba WE ACT for Environmental Justice	Asbestos and Safety Training	DOL
55778	Brooklyn Navy Yard Development Corporation	Smart Cities Innovation Center	ESD
55791	Council on the Arts and Humanities for Staten Island	The Working Waterfront	Arts
55835	Alliance Computing Solutions, Inc.	Nurse and Home Health Aide Training	DOL
56050	NYC Department of Transportation	NYC Porous Sidewalk Pilot	EFC
56066	Rockaway Development and Revitalization Corporation	Information Technology Training	DOL
56108	Theatre of the Oppressed NYC	Expanded Programming and Marketing Capacity	Arts
56115	Groundswell Community Mural Project	Public Art, Public Housing	Arts
56159	Allied Business Solutions, Inc.	EKG and Phlebotomy Training	DOL
56245	Intrepid Museum Foundation	Intrepid Museum: Bringing History to Life	Parks
56246	Triangle Arts Association	Administrative Workforce Expansion	Arts
56265	New-York Historical Society	Sweat Equity Capital I	ESD
56265	New-York Historical Society	Sweat Equity Capital II	ESD
56285	Boyce Technologies, Inc.	Boyce Technologies Capital	ESD
56297	UpBeat NYC	Expanded Operational Capacity	Arts
56420	Queens Borough President's Office	NYS Pavilion Capital	ESD
56420	Queens Borough President's Office	NYS Pavilion Capital	ESD
56479	PortSide NewYork	Expanded Operational Capacity	Arts
56545	NYDesigns at LaGuardia Community College	NY Designs NYS Certified Business Incubator	ESD
56568	Pregones Theater	21 Islands: A Global Arts Stage for the South Bronx	Arts
56589	Genesis One Enterprise Inc.	Construction Worker Training	DOL
56809	Clean Solutions Technologies, Inc.	Building Maintenance Training	DOL
56879	Pratt Institute	Pratt Institute Fashion and Design NYS Certified Business Incubator	ESD
56935	Per Scholas, Inc.	Information Technology Training	DOL

	Program Name	CFA Award Amount	Total Project Cost	Grant Money Dispersed to Date	Status
	New York State Business Incubator Support Program	\$375,000	\$1,125,000	\$-	●
	Unemployed Worker Training Program	\$100,000	\$100,000	\$96,670	●
	Empire State Development Grant Funds	\$750,000	\$6,334,144	\$-	●
	Council on the Arts - Arts, Culture and Heritage New Initiatives - Planning	\$49,500	\$49,500	\$49,500	●
	Unemployed Worker Training Program	\$99,800	\$99,800	\$99,800	●
	Green Innovation Grant Program	\$1,200,000	\$708,387	\$-	●
	Unemployed Worker Training Program	\$100,000	\$575,700	\$-	●
	Council on the Arts - Workforce Investment	\$34,000	\$72,488	\$34,000	●
	Council on the Arts - Arts, Culture and Heritage New Initiatives - Implementation	\$31,500	\$550,000	\$31,500	●
	Unemployed Worker Training Program	\$99,500	\$99,500	\$99,500	●
	Historic Property Acquisition, Development and Planning	\$250,000	\$500,000	\$-	●
	Council on the Arts - Workforce Investment	\$30,000	\$42,255	\$30,000	●
	Market New York	\$500,000	\$21,100,000	\$300,000	●
	Empire State Development Grant Funds	\$500,000	\$21,100,000	\$500,000	●
	Empire State Development Grant Funds	\$1,000,000	\$30,378,158	\$-	●
	Council on the Arts - Workforce Investment	\$49,500	\$495,000	\$49,500	●
	Market New York	\$1,000,000	\$8,095,000	\$-	●
	Empire State Development Grant Funds	\$500,000	\$8,095,000	\$-	●
	Council on the Arts - Workforce Investment	\$49,500	\$66,000	\$49,500	●
	New York State Business Incubator Support Program	\$375,000	\$1,125,000	\$103,582	●
	Council on the Arts - Arts, Culture and Heritage New Initiatives - Implementation	\$63,000	\$300,000	\$63,000	●
	Special Populations Training Program	\$50,000	\$111,600	\$-	●
	New Hire Training Program	\$35,000	\$100,000	\$-	●
	New York State Business Incubator Support Program	\$375,000	\$1,125,000	\$187,500	●
	Unemployed Worker Training Program	\$100,000	\$4,208,908	\$83,245	●

CFA System Application Number	Applicant Name	Project Name	Agency Name
56950	New York City Department of Environmental Protection	Getting to 80 x 50 Energy Efficiency Green Infrastructure and Water Conservation in Southeastern Queens	NYSERDA
56952	Lower East Side Tenement Museum	Beyond the Melting Pot Exhibit	Arts
57031	Covenant House/Under 21	Health Care, Hospitality and Culinary Training	DOL
57229	Cosmoledo LLC	Cosmoledo Capital	ESD
57264	St. Nicks Alliance Corp.	Construction Worker Training	DOL
57264	St. Nicks Alliance Corp.	Construction Worker Training	DOL
57289	New York Harbor Foundation	Billion Oyster Capital	ESD
57310	Per Scholas	Per Scholas Capital	ESD
57328	Placeful Company, Inc.	La Marqueta	ESD
57398	Cambridge BioLabs LLC	Cambridge BioLabs Capital	ESD
57409	Anthology Film Archives	Collections Website Planning	Arts
57413	The LIT Fund	Expanded Development Capacity	Arts
57551	Society of the Educational Arts	Theater + ArtsFestival Planning	Arts
57607	Brooklyn Navy Yard Development Corporation	Media Campus IV Capital	ESD
57627	Mixteca Organization, Inc.	La Cocina Study	ESD
57757	Sutphin Blvd Business Improvement District	Sutphin Blvd BID Facade Improvement Project	HCR
77816	BGB Communications	Commercial Expansion	ESD
52888	Edenworks	Business Expansion	ESD
57229	Cosmoledo LLC	Cosmoledo Excelsior	ESD
56904	Bright Power, Inc.	Bright Power, Inc.	ESD
56285	Boyce Technologies, Inc.	Boyce Technologies Excelsior	ESD
55583	FXE Industries, Inc.	FXE Industries Excelsior	ESD
54860	Tower Isles Frozen Foods, Ltd	Tower Isles Foods Capital	ESD
Application Round VI			
25026	HB Studio	Fellowship Workforce Expansion	Arts

	Program Name	CFA Award Amount	Total Project Cost	Grant Money Dispersed to Date	Status
	Cleaner Greener Communities (CGC), Phase II Implementation Grants, Category 3: Community-Scale Sustainability Projects - Round 3	\$738,397	\$11,840,114	\$5,000	
	Council on the Arts - Arts, Culture and Heritage New Initiatives - Implementation	\$90,000	\$257,186	\$90,000	
	Special Populations Training Program	\$100,000	\$275,400	\$15,471	
	Empire State Development Grant Funds	\$500,000	\$19,045,000	\$-	
	Unemployed Worker Training Program	\$50,000	\$250,000	\$46,789	
	Special Populations Training Program	\$50,000	\$250,000	\$45,670	
	Empire State Development Grant Funds	\$250,000	\$2,500,000	\$-	
	Empire State Development Grant Funds	\$114,000	\$348,500	\$100,000	
	Empire State Development Grant Funds	\$250,000	\$3,610,000	\$-	
	Empire State Development Grant Funds	\$2,000,000	\$20,880,000	\$-	
	Council on the Arts - Arts, Culture and Heritage New Initiatives - Planning	\$39,520	\$40,000	\$39,520	
	Council on the Arts - Workforce Investment	\$32,000	\$40,000	\$32,000	
	Council on the Arts - Arts, Culture and Heritage New Initiatives - Planning	\$49,500	\$99,500	\$49,500	
	Empire State Development Grant Funds	\$1,000,000	\$69,150,000	\$-	
	ESD - Strategic Planning and Feasibility Studies	\$25,000	\$50,000	\$9,000	
	HCR - New York Main Street (NYMS)	\$300,000	\$434,735	\$9,000	
	Excelsior Jobs Program	\$1,800,000	\$3,780,000	\$-	
	Excelsior Jobs Program	\$128,000	\$1,359,619	\$-	
	Excelsior Jobs Program	\$250,000	\$19,795,000	\$-	
	Excelsior Jobs Program	\$970,000	\$1,168,000	\$-	
	Excelsior Jobs Program	\$1,635,000	\$31,013,158	\$-	
	Excelsior Jobs Program	\$460,000	\$14,089,280	\$-	
	Excelsior Jobs Program	\$512,000	\$10,510,000	\$-	
	Council on the Arts - Workforce Investment	\$25,000	\$32,500	\$25,000	

CFA System Application Number	Applicant Name	Project Name	Agency Name
63393	Flux Factory	Administrative Workforce Expansion	Arts
63582	Lower East Side Tenement Museum	Tenement Museum Under One Roof Working Capital	ESD
63647	Leap, Inc. dba Brooklyn Workforce Innovations	Sector Focused Skills Training and Job Placement	DOL
63677	China Institute in America, Inc.	China Institute in America Capital	ESD
63912	Brooklyn Historical Society	Waterfront-A Special Exhibit Working Capital Market NY RC6	ESD
63912	Brooklyn Historical Society	Brooklyn Historical Society Working Capital	ESD
63968	Henry Street Settlement	The Firehouse on Henry Street Capital	ESD
64303	Pitkin Avenue District Management Association	Pitkin Avenue Renaissance Program	HCR
64343	Reformed Protestant Dutch Church of Flatbush	Church House Rehabilitation	Parks
64386	Sunnyside Community Services	SCS Home Health Aide Training Program	DOL
64419	New York Foundation for the Arts	Fellowship Workforce Expansion	Arts
64492	Notes in Motion	Administrative Workforce Expansion	Arts
64581	Bronx River Media Group LLC	Bronx River Media Group Capital	ESD
64597	Parker Jewish Institute for Health Care and Rehabilitation	Palliative Care Training and Education	DOL
64694	Sustainable South Bronx	Workforce Development Training	DOL
64702	Manhattan Class Company	Fellowship Workforce Expansion	Arts
64775	The New Festival	Administrative Workforce Expansion	Arts
64877	Selfiepay, Inc.	Selfiepay Capital RC6	ESD
64903	Josephine Herrick Project	Implementation of Expansion of Veterans Programming	Arts
64923	St. Lukes Chamber Ensemble Inc	Fellowship Workforce Expansion	Arts
64928	The Fortune Society	Fortunes Employment Services	DOL
65014	NYC Department of Parks & Recreation	Harlem Lane Playground Waterfront Access	DOS
65022	American Museum of Natural History	2016 AMNH Market NY Capital RC6	ESD
65024	NYC Department of Small Business Services	Howland Hook Marine Terminal Capital	ESD
65050	Historic Districts Council	Fellowship Workforce Expansion	Arts

	Program Name	CFA Award Amount	Total Project Cost	Grant Money Dispersed to Date	Status
	Council on the Arts - Workforce Investment	\$49,500	\$66,000	\$49,500	●
	Market New York	\$204,600	\$272,800	\$-	●
	Unemployed Worker Training Program	\$99,850	\$240,885	\$95,870	●
	Empire State Development Grant Funds	\$335,000	\$4,004,375	\$-	●
	Market New York	\$176,283	\$235,044	\$-	●
	Empire State Development Grant Funds	\$170,000	\$1,064,443	\$170,000	●
	Empire State Development Grant Funds	\$1,000,000	\$5,005,537	\$-	●
	HCR - New York Main Street (NYMS)	\$250,000	\$893,500	\$199,963	●
	Environmental Protection Fund: Parks, Preservation and Heritage Grants	\$500,000	\$2,039,888	\$-	●
	Special Populations Training Program	\$100,000	\$134,324	\$-	●
	Council on the Arts - Workforce Investment	\$25,000	\$36,800	\$25,000	●
	Council on the Arts - Workforce Investment	\$25,000	\$36,563	\$25,000	●
	Empire State Development Grant Funds	\$1,200,000	\$51,241,236	\$-	●
	Existing Employee Training Program	\$35,400	\$49,500	\$35,400	●
	Special Populations Training Program	\$100,000	\$211,911	\$-	●
	Council on the Arts - Workforce Investment	\$26,000	\$84,900	\$26,000	●
	Council on the Arts - Workforce Investment	\$39,500	\$66,000	\$39,500	●
	Empire State Development Grant Funds	\$500,000	\$1,150,000	\$-	●
	Council on the Arts - Arts, Culture and Heritage New Initiatives - Implementation	\$50,000	\$100,450	\$12,500	●
	Council on the Arts - Workforce Investment	\$28,000	\$43,750	\$28,000	●
	Special Populations Training Program	\$100,000	\$100,000	\$47,730	●
	Local Waterfront Revitalization Program	\$950,000	\$1,900,000	\$-	●
	Market New York	\$1,000,000	\$6,475,701	\$-	●
	Empire State Development Grant Funds	\$2,430,000	\$13,720,000	\$-	●
	Council on the Arts - Workforce Investment	\$37,500	\$50,400	\$37,500	●

CFA System Application Number	Applicant Name	Project Name	Agency Name
65126	Parker Jewish Institute for Health Care Rehabilitation	Renovation of Simulation/Skills Lab	ESD
65319	Asian American Writers Workshop	Administrative Workforce Expansion	Arts
65328	Staten Island Institute of Arts & Science	Staten Island Museum Capital II	ESD
65328	Staten Island Institute of Arts & Science	Staten Island Museum Capital I	ESD
65335	Alliance of Resident Theatres	Fellowship Workforce Expansion	Arts
65356	Brooklyn Bridge Park	Brooklyn Bridge Plaza Market NY Capital RC6	ESD
65356	Brooklyn Bridge Park	Brooklyn Bridge Plaza	Parks
65418	BRIC	Fellowship Workforce Expansion	Arts
65486	New York Classical Theatre, Inc.	Administrative Workforce Expansion	Arts
65490	Apollo Theater	Apollo Women of the World Festival 2017	Arts
65577	Ghetto Film School Inc.	Ghetto Film School Culture & Media Center Capital	ESD
65635	Galvanize, Inc.	Galvanize Capital	ESD
65728	Mid-Bronx Senior Citizens Council, Inc.	Mid-Bronx Construction Training Program	DOL
65812	Harvestworks Digital Media Arts Center	Art, Data and Ecology at NYS Field Stations	Arts
65867	The New York Botanical Garden	The New York Botanical Garden Capital RC6	ESD
65867	The New York Botanical Garden	The New York Botanical Garden Market NY Capital	ESD
65889	Evergreen Inc: Your North Brooklyn Business Exchange	Evergreen Inc.: Your North Brooklyn Business Exchange Capital RC6	ESD
65971	NYC Department of City Planning	Public Access Implementation Study	DOS
66078	ITAC	NYC Industrial & Technology Assistance Capital	ESD
66209	NYC Department of Parks & Recreation	Creek Landing Planning and Assessment	DOS
66212	Hunts Point Cooperative Market, Inc.	Hunts Point Cooperative Market Capital	ESD
66224	Community of Literary Magazines and Presses	Administrative Workforce Expansion	Arts
66304	Voices of Ascension	Administrative Workforce Expansion	Arts
66336	Music at the Anthology, Inc.	Administrative Workforce Expansion	Arts
66378	Brooklyn Botanic Garden	BBG Woodland Garden and Accessibility Improvement Capital RC6	ESD
66384	Arts for Art	Administrative Workforce Expansion	Arts

	Program Name	CFA Award Amount	Total Project Cost	Grant Money Dispersed to Date	Status
	Empire State Development Grant Funds	\$50,000	\$543,739	\$-	●
	Council on the Arts - Workforce Investment	\$32,500	\$43,580	\$32,500	●
	Market New York	\$77,976	\$457,984	\$-	●
	Empire State Development Grant Funds	\$45,000	\$425,008	\$-	●
	Council on the Arts - Workforce Investment	\$30,500	\$57,459	\$30,500	●
	Market New York	\$740,000	\$9,250,000	\$-	●
	Environmental Protection Fund: Parks, Preservation and Heritage Grants	\$500,000	\$9,250,000	\$-	●
	Council on the Arts - Workforce Investment	\$49,500	\$394,640	\$49,500	●
	Council on the Arts - Workforce Investment	\$32,500	\$53,825	\$32,500	●
	Council on the Arts - Arts, Culture and Heritage New Initiatives - Implementation	\$75,000	\$278,312	\$18,750	●
	Empire State Development Grant Funds	\$180,000	\$450,000	\$-	●
	Empire State Development Grant Funds	\$1,300,000	\$8,400,000	\$-	●
	Unemployed Worker Training Program	\$100,000	\$250,975	\$-	●
	Council on the Arts - Arts, Culture and Heritage New Initiatives - Planning	\$43,500	\$43,500	\$43,500	●
	Empire State Development Grant Funds	\$500,000	\$14,850,000	\$-	●
	Market New York	\$100,000	\$25,100,000	\$-	●
	Empire State Development Grant Funds	\$650,000	\$7,130,483	\$-	●
	Local Waterfront Revitalization Program	\$290,000	\$580,000	\$7,808	●
	ESD - Strategic Planning and Feasibility Studies	\$100,000	\$300,000	\$-	●
	Local Waterfront Revitalization Program	\$90,000	\$180,000	\$-	●
	Empire State Development Grant Funds	\$950,000	\$4,820,000	\$-	●
	Council on the Arts - Workforce Investment	\$37,500	\$56,250	\$37,500	●
	Council on the Arts - Workforce Investment	\$49,500	\$61,875	\$49,500	●
	Council on the Arts - Workforce Investment	\$25,000	\$32,475	\$25,000	●
	Market New York	\$500,000	\$5,057,278	\$-	●
	Council on the Arts - Workforce Investment	\$30,000	\$45,000	\$30,000	●

CFA System Application Number	Applicant Name	Project Name	Agency Name
66393	NYC Department of Parks & Recreation	Idlewild Park Coastal Marsh Restoration	DOS
66440	Los Pleneros de la 21	Administrative Workforce Expansion	Arts
66451	Downstate Technology Center, Inc.	Downstate Biotechnology Incubator	ESD
66538	Staten Island Chamber of Commerce	Staten Island Tourism Proposal Market NY Capital RC6	ESD
66570	UnionDocs, Inc.	Administrative Workforce Expansion	Arts
66574	NYC Arts in Education Roundtable	Administrative Workforce Expansion	Arts
66688	An Claidheamh Soluis, Inc. - AKA Irish Arts Center	Irish Arts Center Hell's Kitchen Capital	ESD
66735	Museum of the City of New York	Beyond Suffrage: 100 Years of Women's Activism in New York	Arts
66788	Smack Mellon Studios, Inc.	Administrative Workforce Expansion	Arts
66829	Peckham Materials Corporation	Peckham Materials Capital RC6	ESD
66847	Talea Ensemble Inc	Administrative Workforce Expansion	Arts
66860	Brooklyn Navy Yard Development Corporation	Media Campus IV Capital RC6	ESD
66878	1776 Global, Inc.	1776 Global Accelerator Capital RC6	ESD
66884	Bedford Stuyvesant Restoration Corporation	Economic Solutions Center Workforce Development	DOL
66968	Socrates Sculpture Park	Fellowship Workforce Expansion	Arts
67023	Agudath Israel of America Community Services, Inc.	AIACS Training Program	DOL
67031	LeAp	LeAp's Womens Suffrage Commemoration	Arts
67045	The Harlem Chamber Players Inc	Administrative Workforce Expansion	Arts
67054	Theater Mitu Inc	Administrative Workforce Expansion	Arts
67060	Creative Minds NYC, Inc.	Administrative Workforce Expansion	Arts
67089	Selfhelp Community Services, Inc.	Upgrade Training for Personal Care Aides	DOL
67105	CUNY - Bronx Community College	IT Network Support and Health Information Security Programs	DOL
67113	Brooklyn Navy Yard Development Corporation	Brooklyn Navy Yard Transportation Capital	ESD
67142	Triangle Equities	Lighthouse Point Development in SI Capital	ESD
67174	Haiti Cultural Exchange	Administrative Workforce Expansion	Arts

	Program Name	CFA Award Amount	Total Project Cost	Grant Money Dispersed to Date	Status
	Local Waterfront Revitalization Program	\$500,000	\$1,000,000	\$-	●
	Council on the Arts - Workforce Investment	\$28,000	\$42,500	\$28,000	●
	New York State Business Incubator and Innovation Hot Spot Support Program	\$625,000	\$1,875,000	\$-	●
	Market New York	\$324,738	\$799,650	\$-	●
	Council on the Arts - Workforce Investment	\$43,000	\$59,125	\$43,000	●
	Council on the Arts - Workforce Investment	\$31,000	\$42,000	\$31,000	●
	Empire State Development Grant Funds	\$2,000,000	\$53,993,000	\$-	●
	Council on the Arts - Arts, Culture and Heritage New Initiatives - Implementation	\$60,000	\$252,940	\$48,000	●
	Council on the Arts - Workforce Investment	\$25,000	\$33,540	\$25,000	●
	Empire State Development Grant Funds	\$475,000	\$4,075,000	\$-	●
	Council on the Arts - Workforce Investment	\$40,000	\$50,000	\$40,000	●
	Empire State Development Grant Funds	\$1,000,000	\$70,150,000	\$-	●
	Empire State Development Grant Funds	\$1,000,000	\$3,500,000	\$-	●
	Unemployed Worker Training Program	\$100,000	\$1,099,856	\$8,106	●
	Council on the Arts - Workforce Investment	\$40,000	\$50,000	\$40,000	●
	Unemployed Worker Training Program	\$65,000	\$185,600	\$3,250	●
	Council on the Arts - Arts, Culture and Heritage New Initiatives - Implementation	\$45,000	\$67,500	\$45,000	●
	Council on the Arts - Workforce Investment	\$30,000	\$37,500	\$30,000	●
	Council on the Arts - Workforce Investment	\$48,000	\$64,346	\$48,000	●
	Council on the Arts - Workforce Investment	\$49,500	\$100,000	\$49,500	●
	Existing Employee Training Program	\$100,000	\$178,406	\$-	●
	Unemployed Worker Training Program	\$100,000	\$182,381	\$99,993	●
	Empire State Development Grant Funds	\$1,000,000	\$4,124,843	\$-	●
	Empire State Development Grant Funds	\$2,000,000	\$245,000,000	\$-	●
	Council on the Arts - Workforce Investment	\$32,000	\$43,200	\$32,000	●

CFA System Application Number	Applicant Name	Project Name	Agency Name
67211	Council on the Arts and Humanities for Staten Island	Working Waterfront Project Implementation	Arts
67285	Members Assistance Program, Inc.	MAP Inc.	DOL
67285	Members Assistance Program, Inc.	MAP Inc.	DOL
67360	New York University	NYU Certified Business Incubator	ESD
67427	Derbywire, Inc.	Derbywire Capital RC6	ESD
67456	Primary Information	Administrative Workforce Expansion	Arts
67473	Lower Eastside Girls Club of NY, Inc.	The Lower Eastside Girls Club of NY Capital RC6	ESD
67482	Ocean Bay Community Development Corporation	Rockaways Works	DOL
67482	Ocean Bay Community Development Corporation	Rockaways Works	DOL
67487	Research Foundation/CUNY on behalf of Bronx Community College	Gould Memorial Library Dome Restoration	Parks
67543	The Intrepid Foundation	Intrepid Reconstruction	ESD
67549	Tuki, Inc.	Tuki Capital RC6	ESD
67598	New York University	NYU - New York University	ESD
67677	New Georges	Administrative Workforce Expansion	Arts
67700	New-York Historical Society	New York Womens Suffrage Exhibition	Arts
67705	NYC Department of Parks & Recreation	Living Shoreline and Marsh Migration Preparation at Alley Creek	DEC
67736	Greenpoint Manufacturing & Design Center Local Development Corp.	GMDC Ozone Park Industrial Center Capital	ESD
67786	Alliance Computing Solutions, Inc.	Certified Nurse Assistant Training	DOL
67787	Allied Business Solutions, Inc.	EKG Technician and Phlebotomist Occupational and Employability Skills Training	DOL
67853	Alliance for Coney Island	Alliance for Coney Island Feasibility Study RC6	ESD
67872	Per Scholas, Inc.	Sector-based IT Training	DOL
67892	Long Island City Partnership	LICP Streetscape Capital RC6	ESD
67899	Treehouse Shakers Inc	Administrative Workforce Expansion	Arts
68007	NYC Department of City Planning	Flushing Creek Strategic Plan	DOS
68048	El Barrio's Operation Fightback, Inc.	EBOFs Special Populations Training Program	DOL
68115	St. Nicks Alliance	Construction Works in NB	DOL

	Program Name	CFA Award Amount	Total Project Cost	Grant Money Dispersed to Date	Status
	Council on the Arts - Arts, Culture and Heritage New Initiatives - Implementation	\$75,000	\$115,987	\$18,750	●
	Special Populations Training Program	\$40,000	\$100,000	\$-	●
	Unemployed Worker Training Program	\$60,000	\$100,000	\$-	●
	New York State Business Incubator and Innovation Hot Spot Support Program	\$1,125,000	\$2,228,500	\$-	●
	Empire State Development Grant Funds	\$500,000	\$1,150,000	\$-	●
	Council on the Arts - Workforce Investment	\$25,000	\$33,600	\$25,000	●
	Empire State Development Grant Funds	\$325,000	\$5,509,000	\$-	●
	Special Populations Training Program	\$50,000	\$254,287	\$-	●
	Unemployed Worker Training Program	\$25,000	\$254,287	\$-	●
	Environmental Protection Fund: Parks, Preservation and Heritage Grants	\$500,000	\$666,700	\$-	●
	Empire State Development Grant Funds	\$800,000	\$4,516,000	\$-	●
	Empire State Development Grant Funds	\$500,000	\$2,650,000	\$-	●
	Empire State Development Grant Funds	\$1,000,000	\$5,500,000	\$-	●
	Council on the Arts - Workforce Investment	\$28,500	\$38,000	\$28,500	●
	Council on the Arts - Arts, Culture and Heritage New Initiatives - Implementation	\$75,000	\$132,753	\$18,750	●
	Climate Smart Communities Grants	\$410,000	\$820,000	\$-	●
	Empire State Development Grant Funds	\$2,100,000	\$40,990,112	\$700,000	●
	Unemployed Worker Training Program	\$30,000	\$100,000	\$30,000	●
	Unemployed Worker Training Program	\$30,000	\$100,000	\$30,000	●
	ESD - Strategic Planning and Feasibility Studies	\$50,000	\$268,380	\$-	●
	Unemployed Worker Training Program	\$100,000	\$4,695,775	\$80,316	●
	Empire State Development Grant Funds	\$100,000	\$500,000	\$-	●
	Council on the Arts - Workforce Investment	\$25,000	\$33,000	\$25,000	●
	Local Waterfront Revitalization Program	\$94,900	\$189,800	\$-	●
	Special Populations Training Program	\$100,000	\$100,000	\$94,440	●
	Special Populations Training Program	\$50,000	\$250,000	\$48,024	●

CFA System Application Number	Applicant Name	Project Name	Agency Name
68115	St. Nicks Alliance	Construction Works in NB	DOL
68125	The Noble Maritime Collection	Artistic Workforce Expansion	Arts
68165	Hudson River Park Trust	Hudson River Park Pier 26 Science Play Area	Parks
68176	The Madelaine Chocolate Company	Madelaine Chocolate Growth Expansion	DOL
68221	The Time In Childrens Arts Initiative	Administrative Workforce Expansion	Arts
68227	Nontraditional Employment for Women	Unemployed Worker Training for Construction Positions	DOL
68289	New York Lesbian and Gay Experimental Film Festival, Inc.	Administrative Workforce Expansion	Arts
68418	SculptureCenter	Fellowship Workforce Expansion	Arts
68485	WHEDco	Bronx Music Hall Capital RC6	ESD
68515	Brooklyn DDL International AIDS Vaccine Initiative	Brooklyn DDL IAVI - HIV Vaccine Research Program	ESD
68538	Center for Traditional Music and Dance	NY Voices/NY Votes	Arts
68540	Prospect Park Alliance, Inc.	Prospect Park Water Quality Project	Parks
68675	Storefront for Art and Architecture	Fellowship Workforce Expansion	Arts
72110	Vox Media	Vox Media Excelsior	ESD
74180	Button, Inc.	Button Excelsior	ESD
77356	Freshly, Inc.	Freshly, Inc.	ESD
77716	Bounce Exchange, Inc.	Bounce Exchange, Inc.	ESD
77934	BlueRock Therapeutics	BlueRock Therapeutics	ESD
77455	Booking.com USA Inc.	Booking.com USA Inc.	ESD
77391	Cognizant Technology Solutions U.S. Corporation	Cognizant Technology Solutions U.S. Corporation	ESD
74120	NSONE Inc.	NSONE Excelsior	ESD
62077	Voodoo Manufacturing, Inc.	Voodoo Manufacturing Excelsior RC6	ESD
62626	Click Therapeutics, Inc.	Click Therapeutics Research & Development Excelsior RC6	ESD
67688	UrbanFarmers USA Inc.	UrbanFarmers UF005 Excelsior RC6	ESD
66839	Cresilon Inc.	Cresilon Excelsior RC6	ESD
Application Round VII			
54367	New York City Regional Innovation Node (NYCRIN)	iHub - NYC Innovation Hot Spot	ESD

	Program Name	CFA Award Amount	Total Project Cost	Grant Money Dispersed to Date	Status
	Unemployed Worker Training Program	\$50,000	\$250,000	\$48,215	●
	Council on the Arts - Workforce Investment	\$29,500	\$50,230	\$29,500	●
	Environmental Protection Fund: Parks, Preservation and Heritage Grants	\$500,000	\$2,461,506	\$-	●
	Existing Employee Training Program	\$100,000	\$350,000	\$-	●
	Council on the Arts - Workforce Investment	\$45,000	\$106,400	\$45,000	●
	Unemployed Worker Training Program	\$100,000	\$2,300,000	\$-	●
	Council on the Arts - Workforce Investment	\$35,000	\$46,800	\$35,000	●
	Council on the Arts - Workforce Investment	\$25,000	\$31,250	\$25,000	●
	Empire State Development Grant Funds	\$2,000,000	\$19,148,340	\$-	●
	Empire State Development Grant Funds	\$200,000	\$13,175,700	\$-	●
	Council on the Arts - Arts, Culture and Heritage New Initiatives - Implementation	\$75,000	\$170,950	\$-	●
	Environmental Protection Fund: Parks, Preservation and Heritage Grants	\$394,473	\$875,473	\$-	●
	Council on the Arts - Workforce Investment	\$39,500	\$65,000	\$39,500	●
	Excelsior Jobs Program	\$4,800,000	\$14,931,180	\$394,286	●
	Excelsior Jobs Program	\$3,000,000	\$4,725,500	\$0	●
	Excelsior Jobs Program	\$1,000,000	\$4,650,000	\$0	●
	Excelsior Jobs Program	\$5,000,000	\$5,059,000	\$0	●
	Excelsior Jobs Program	\$1,000,000	\$3,600,000	\$0	●
	Excelsior Jobs Program	\$750,000	\$8,610,000	\$0	●
	Excelsior Jobs Program	\$2,000,000	\$200,000	\$0	●
	Excelsior Jobs Program	\$600,000	\$199,000	\$0	●
	Excelsior Jobs Program	\$200,000	\$2,500,000	\$-	●
	Excelsior Jobs Program	\$500,000	\$2,000,000	\$-	●
	Excelsior Jobs Program	\$375,000	\$5,000,000	\$-	●
	Excelsior Jobs Program	\$250,000	\$5,855,000	\$-	●
	New York State Innovation Hot Spot Support Program	\$1,250,000	\$3,750,000	\$-	●

CFA System Application Number	Applicant Name	Project Name	Agency Name
54725	South Bronx Overall Economic Development Corporation	Skill Development for a Modern Workforce	DOL
56906	Cave Canem Foundation, Inc.	Workforce Training and Development Expansion	Arts
63808	New York City Business Assistance Corporation	East Tremont New York Main Street Renovations	HCR
65512	Dance Theatre Etcetera	Administrative Workforce Expansion	Arts
71832	Parker Jewish Institute	Delivering Patient-Centered Care	DOL
71859	Wilson Allen Health Careers Institute, Inc.	Entry to Health Careers	DOL
71896	Downtown Community Television Center Inc.	Doc House Cinema Renovation and Upgrades	ESD-Arts
71914	Go Africa Network, Inc.	Food Production Process Training	DOL
71971	The Fortune Society, Inc.	Green Building Transportation Skills Training	DOL
72071	New York City Center, Inc.	Workforce Training and Development Expansion	Arts
72104	Per Scholas, Inc.	Sector-based IT Training 2017	DOL
72215	So Percussion	Administrative Workforce Expansion	Arts
72224	Paul Taylor Dance Foundation, Inc.	Artistic Workforce Expansion	Arts
72265	Ars Nova Theater I, Inc.	Workforce Training and Development Expansion	Arts
72319	Roanwell Corporation	Lean Sigma Six Process Improvement	DOL
72549	Project Renewal, Inc.	Next Step	DOL
72684	Mark Morris Dance Group	Mark Morris Dance Center Renovations	ESD-Arts
72760	Council on the Environment Inc. dba GrowNYC	GrowNYC FARM roots	Ag & Markets
72833	Manhattan Theatre Club	Workforce Training and Development Expansion	Arts
72936	New York Restoration Project	Vital Brooklyn Communities	Parks
72971	Celmatix Inc.	Celmatix Capital	ESD
73007	Triangle Equities	Lighthouse Point Phase III Capital	ESD
73008	Maysles Institute	Administrative Workforce Expansion	Arts
73109	Prospect Park Alliance, Inc.	Tennis House Restoration	Parks
73145	The Osborne Association, Inc.	Worker Training for the Formerly Incarcerated	DOL

	Program Name	CFA Award Amount	Total Project Cost	Grant Money Dispersed to Date	Status
	Unemployed Worker Training Program	\$100,000	\$100,000	\$-	
	Council on the Arts - Workforce Readiness	\$49,870	\$66,879	\$-	
	HCR - New York Main Street (NYMS)	\$207,555	\$486,076	\$-	
	Council on the Arts - Workforce Investment	\$40,000	\$53,820	\$-	
	Existing Employee Training Program	\$36,000	\$36,000	\$-	
	Unemployed Worker Training Program	\$100,000	\$100,000	\$-	
	Arts & Cultural Facilities Improvement Program	\$1,500,000	\$4,502,970	\$-	
	Unemployed Worker Training Program	\$100,000	\$2,500,000	\$-	
	Unemployed Worker Training Program	\$100,000	\$100,000	\$-	
	Council on the Arts - Workforce Readiness	\$75,000	\$100,000	\$-	
	Unemployed Worker Training Program	\$100,000	\$338,992	\$-	
	Council on the Arts - Workforce Investment	\$25,000	\$43,500	\$-	
	Council on the Arts - Workforce Investment	\$49,500	\$1,013,000	\$-	
	Council on the Arts - Workforce Readiness	\$75,000	\$107,066	\$-	
	Existing Employee Training Program	\$36,000	\$36,000	\$-	
	Unemployed Worker Training Program	\$100,000	\$196,752	\$-	
	Arts & Cultural Facilities Improvement Program	\$1,000,000	\$5,984,011	\$-	
	NY Grown & Certified Agricultural Producer's Grant Program	\$500,000	\$500,000	\$-	
	Council on the Arts - Workforce Readiness	\$75,000	\$573,780	\$-	
	Environmental Protection Fund: Parks, Preservation and Heritage Grants	\$500,000	\$724,044	\$196,339	
	Empire State Development Grant Funds	\$1,721,000	\$6,368,000	\$-	
	Market New York	\$ 250,000	\$2,755,395	\$-	
	Council on the Arts - Workforce Investment	\$ 49,500	\$100,000	\$-	
	Environmental Protection Fund: Parks, Preservation and Heritage Grants	\$500,000	\$5,635,000	\$-	
	Unemployed Worker Training Program	\$100,000	\$1,945,000	\$-	

CFA System Application Number	Applicant Name	Project Name	Agency Name
73150	New York Theatre Workshop, Inc.	Workforce Training and Development Expansion	Arts
73227	Theatre of the Oppressed NYC	Workforce Training and Development Expansion	Arts
73299	Brooklyn Public Library	Grand Army Plaza Capital	ESD
73429	Council of Jewish Organizations of Flatbush, Inc.	Microsoft Office Specialist Training	DOL
73457	B.NY International Startup Center, LLC	B.NY International Startup Center Capital	ESD
73459	Frigid New York	Administrative Workforce Expansion	Arts
73581	The Dyckman Farmhouse Museum Alliance	Administrative Workforce Expansion	Arts
73587	Storyville Center for the Spoken Word	Workforce Training and Development Expansion	Arts
73610	WestShore Business Improvement District	WestShore BID Feasibility Study	ESD
73617	Queens Council on the Arts Inc.	Artist Commissioning in Public Places Program	Arts
73619	Second Stage Theatre, Inc.	Hayes Theater Renovation	ESD-Arts
73624	Playwrights Horizons, Inc.	Workforce Training and Development Expansion	Arts
73645	Roosevelt Island Operating Corporation	Roosevelt Island Smallpox Hospital Stabilization	Parks
73653	Sunnyside Community Services, Inc.	HHA Training Program	DOL
73656	Harlem School of the Arts, Inc.	Workforce Training and Development Expansion	Arts
73661	Rebuilding Together NYC	Construction Training Program	DOL
73665	A Public Space Literary Projects, Inc	Administrative Workforce Expansion	Arts
73673	Gingold Theatrical Group Inc.	Artistic Workforce Expansion	Arts
73728	Society of the Third Street Music School Settlement	Artistic Workforce Expansion	Arts
73745	The Wooster Group, Inc.	Workforce Training and Development Expansion	Arts
73766	Mid Bronx Senior Citizens Council, Inc.	Construction Training Program	DOL
73779	Fresh Direct, LLC	Food Technology Skills Training	DOL
73827	Mosholu-Montefiore Community Center, Inc.	MMCC Workforce: CNA Training	DOL
73828	Center for Arts Education, Inc	Workforce Training and Development Expansion	Arts

	Program Name	CFA Award Amount	Total Project Cost	Grant Money Dispersed to Date	Status
	Council on the Arts - Workforce Readiness	\$75,000	\$287,749	\$-	●
	Council on the Arts - Workforce Readiness	\$60,000	\$81,951	\$-	●
	Empire State Development Grant Funds	\$500,000	\$7,199,000	\$-	●
	Unemployed Worker Training Program	\$100,000	\$107,500	\$-	●
	Empire State Development Grant Funds	\$1,930,000	\$28,000,000	\$-	●
	Council on the Arts - Workforce Investment	\$25,000	\$31,250	\$-	●
	Council on the Arts - Workforce Investment	\$31,000	\$40,000	\$-	●
	Council on the Arts - Workforce Readiness	\$34,000	\$46,600	\$-	●
	ESD - Strategic Planning and Feasibility Studies	\$50,000	\$150,000	\$-	●
	Council on the Arts - Arts and Cultural Impact Programming	\$75,000	\$217,800	\$-	●
	Arts & Cultural Facilities Improvement Program	\$1,000,000	\$21,477,299	\$-	●
	Council on the Arts - Workforce Readiness	\$32,300	\$43,070	\$-	●
	Environmental Protection Fund: Parks, Preservation and Heritage Grants	\$500,000	\$671,550	\$-	●
	Unemployed Worker Training Program	\$100,000	\$135,145	\$-	●
	Council on the Arts - Workforce Readiness	\$33,300	\$55,169	\$-	●
	Unemployed Worker Training Program	\$100,000	\$750,000	\$-	●
	Council on the Arts - Workforce Investment	\$30,000	\$45,000	\$-	●
	Council on the Arts - Workforce Investment	\$25,125	\$36,515	\$-	●
	Council on the Arts - Workforce Investment	\$39,375	\$52,500	\$-	●
	Council on the Arts - Workforce Readiness	\$66,000	\$116,300	\$-	●
	Unemployed Worker Training Program	\$100,000	\$250,975	\$-	●
	Existing Employee Training Program	\$100,000	\$450,379	\$-	●
	Unemployed Worker Training Program	\$91,350	\$124,313	\$-	●
	Council on the Arts - Workforce Readiness	\$61,770	\$82,362	\$-	●

CFA System Application Number	Applicant Name	Project Name	Agency Name
73969	Bronx River Alliance, Inc.	Bronx River Water Trail Maintenance and Improvement	Parks
74032	Brooklyn Children's Museum Corporation	Brooklyn Children's Museum Arts and Cultural Facilities Improvement Program - the Children's' Garden	ESD-Arts
74083	Waterfront Alliance	Reuniting the Waters: Canal to Coast	Arts
74085	Pratt Institute	Brooklyn Fashion + Design Accelerator Capital	ESD
74115	Queens Community House, Inc.	Young Adult Food Sector Employment Initiative	DOL
74174	City Lore	Workforce Training and Development Expansion	Arts
74197	Sustainable South Bronx, Inc.	Empowering New Yorkers to Thrive in Green Jobs	DOL
74471	NYC Department of Parks & Recreation	Harlem River Living Shoreline Access-Bridge Park	DOS
74472	New Group Inc.	Workforce Training and Development Expansion	Arts
74472	New Group Inc.	The New Group's Renovation of The Lucille Lortel Theatre Center	ESD-Arts
74536	Leap, Inc.	Brooklyn Workforce Innovations Commercial Driver Training	DOL
74652	Young People's Chorus of New York City	Workforce Training and Development Expansion	Arts
74656	Lower East Side Tenement Museum	Tenement Museum Working Capital	ESD
74692	The Metropolitan Opera Guild, Inc.	Workforce Training and Development Expansion	Arts
74730	Spaceworks NYC, Inc.	Artistic Workforce Expansion	Arts
74741	Research Foundation of the City of New York	Career-Ready Credentials IT Support Program	DOL
74745	Alliance of Resident Theatres/New York, Inc.	Workforce Training and Development Expansion	Arts
74853	Chebra Agudas Achim Chesed Shel Emeth Hebrew Free Burial Association Inc.	Silver Lake Cemetery	Parks
74972	Theatre Development Fund, Inc.	Workforce Training and Development Expansion	Arts
75028	STRIVE International, Inc.	Construction Career Pathways	DOL
75109	The Bushwick Starr, Inc.	Workforce Training and Development Expansion	Arts
75169	St. Nicks Alliance Corp	Construction Skills Training Program	DOL

	Program Name	CFA Award Amount	Total Project Cost	Grant Money Dispersed to Date	Status
	Recreational Trails Program	\$191,213	\$2,390,160	\$-	●
	Arts & Cultural Facilities Improvement Program	\$1,500,000	\$6,410,000	\$-	●
	Council on the Arts - Arts and Cultural Impact Programming	\$75,000	\$112,500	\$-	●
	Empire State Development Grant Funds	\$270,000	\$386,203	\$-	●
	Unemployed Worker Training Program	\$100,000	\$178,063	\$-	●
	Council on the Arts - Workforce Readiness	\$36,000	\$69,755	\$-	●
	Unemployed Worker Training Program	\$100,000	\$361,175	\$-	●
	Local Waterfront Revitalization Program	\$2,000,000	\$5,640,000	\$-	●
	Council on the Arts - Workforce Readiness	\$75,000	\$5,030,438	\$-	●
	Arts & Cultural Facilities Improvement Program	\$1,750,000	\$5,030,438	\$-	●
	Unemployed Worker Training Program	\$100,000	\$240,885	\$-	●
	Council on the Arts - Workforce Readiness	\$75,000	\$181,477	\$-	●
	Market New York	\$ 146,250	\$195,000	\$-	●
	Council on the Arts - Workforce Readiness	\$75,000	\$93,750	\$-	●
	Council on the Arts - Workforce Investment	\$ 49,500	\$69,156	\$-	●
	Unemployed Worker Training Program	\$100,000	\$100,000	\$-	●
	Council on the Arts - Workforce Readiness	\$68,640	\$117,875	\$-	●
	Environmental Protection Fund: Parks, Preservation and Heritage Grants	\$500,000	\$2,729,315	\$192,375	●
	Council on the Arts - Workforce Readiness	\$75,000	\$332,082	\$-	●
	Unemployed Worker Training Program	\$100,000	\$250,000	\$-	●
	Council on the Arts - Workforce Readiness	\$50,000	\$74,000	\$-	●
	Unemployed Worker Training Program	\$100,000	\$250,000	\$-	●

CFA System Application Number	Applicant Name	Project Name	Agency Name
75176	NYC Department of Parks & Recreation	Restoring Alewife to the Bronx River: Fish Passage Construction at the Twin Dams Bronx, NY	DEC
75334	Rosie's Theater Kids	Workforce Training and Development Expansion	Arts
75350	Brooklyn Navy Yard Development Corporation	BNY Food Manufacturing Accelerator Capital	ESD
75393	New York Pops, Inc.	Workforce Training and Development Expansion	Arts
75421	Opportunities for a Better Tomorrow, Inc.	Green-Wood Masonry Restoration Technician Training Program	DOL
75537	Musicambia	Administrative Workforce Expansion	Arts
75543	Queens Economic Development Corporation	Queens Tourism Council Working Capital	ESD
75579	HANAC, Inc.	Security Guard Skills Training	DOL
75592	Heritage of Pride	WorldPride NYC 2019 - Stonewall 50th Anniversary Working Capital	ESD
75605	Woodlawn Conservancy, Inc.	Preservation Training Program	DOL
75614	West Harlem Environmental Action, Inc.	Environmental Actions Worker Training Job Readiness Program	DOL
75784	Bedford-Stuyvesant Restoration Corporation	Career-Track Training Program	DOL
75793	Orchestra of St. Luke's	Workforce Training and Development Expansion	Arts
75879	The Tank, LTD	Administrative Workforce Expansion	Arts
75891	Apollo Theater Foundation, Inc.	Workforce Training and Development Expansion	Arts
75949	Magic Box Productions, Inc.	Workforce Training and Development Expansion	Arts
75985	Brooklyn Botanic Garden	BBG-Overlook Accessibility Capital	ESD
75991	New York Foundation for the Arts	Workforce Training and Development Expansion	Arts
76012	South Street Seaport Museum	Seaport Museum Anniversary Celebration Marketing Working Capital	ESD
76012	Seaport Museum New York	W.O. Decker programming with Corning Museum of Glass	Arts
76012	South Street Seaport Museum	W.O. Decker programming with Corning Museum of Glass	Canals
76036	Fiji Theatre Company	Administrative Workforce Expansion	Arts
76068	Cambridge BioLabs LLC	Cambridge BioLabs Capital	ESD
76092	Casita Maria, Inc.	South Bronx Culture Trail Festival	Arts

	Program Name	CFA Award Amount	Total Project Cost	Grant Money Dispersed to Date	Status
	Water Quality Improvement Project (WQIP) Program	\$1,000,000	\$1,750,000	\$-	●
	Council on the Arts - Workforce Readiness	\$50,000	\$71,698	\$-	●
	Empire State Development Grant Funds	\$1,429,000	\$12,000,000	\$-	●
	Council on the Arts - Workforce Readiness	\$75,000	\$100,000	\$-	●
	Unemployed Worker Training Program	\$57,000	\$157,000	\$34,757	●
	Council on the Arts - Workforce Investment	\$27,000	\$33,750	\$-	●
	Market New York	\$112,500	\$162,500	\$-	●
	Unemployed Worker Training Program	\$100,000	\$100,000	\$-	●
	Market New York	\$375,000	\$955,700	\$-	●
	Unemployed Worker Training Program	\$48,000	\$513,034	\$-	●
	Unemployed Worker Training Program	\$100,000	\$145,695	\$-	●
	Unemployed Worker Training Program	\$100,000	\$109,856	\$-	●
	Council on the Arts - Workforce Readiness	\$57,000	\$71,250	\$-	●
	Council on the Arts - Workforce Investment	\$30,000	\$40,000	\$-	●
	Council on the Arts - Workforce Readiness	\$75,000	\$311,584	\$-	●
	Council on the Arts - Workforce Readiness	\$49,980	\$64,430	\$-	●
	Market New York	\$800,000	\$7,800,000	\$-	●
	Council on the Arts - Workforce Readiness	\$75,000	\$93,750	\$-	●
	Market New York	\$69,500	\$93,500	\$-	●
	Council on the Arts - Arts and Cultural Impact Programming	\$75,000	\$663,532	\$-	●
	NYS Canalway Grant Program	\$150,000	\$663,532	\$-	●
	Council on the Arts - Workforce Investment	\$49,500	\$62,000	\$-	●
	Empire State Development Grant Funds	\$100,000	\$1,000,000	\$-	●
	Council on the Arts - Arts and Cultural Impact Programming	\$75,000	\$132,080	\$-	●

CFA System Application Number	Applicant Name	Project Name	Agency Name
76136	Orpheus Chamber Orchestra, Inc.	Workforce Training and Development Expansion	Arts
76167	OweYaa	Veteran Tech Training and Career Gap Fulfillment	DOL
76190	Recess Activities Inc	Administrative Workforce Expansion	Arts
76193	Saratoga International Theater Institute	Workforce Training and Development Expansion	Arts
76198	The Research Foundation of the City University of New York	Ecologically Informed Construction Training	DOL
76322	NYC Department of Parks & Recreation	Highbridge Park Connectivity Improvements	Parks
76327	On Site Opera Incorporated	Administrative Workforce Expansion	Arts
76420	The Bronx Museum of the Arts	Bronx Museum Speaks	Arts
76427	Hunts Point Cooperative Market, Inc.	Hunts Point Cooperative Market Capital	ESD
76528	Drive Change, Inc.	Drive Change Capital	ESD
76531	Pregones / Puerto Rican Traveling Theater, Inc.	STAGE GARDEN RUMBA: A Citizen Artist Exploration	Arts
76557	Northside Center for Child Development, Inc.	Northside Mixed Use Capital	ESD
76568	Bronx Documentary Center	Claremont Village Documentary Project	Arts
76597	Alliance Computing Solutions, Inc.	Certified Nurse Aide Training	DOL
76599	Cresilon Inc.	Cresilon Capital	ESD
76704	Long Island City Partnership	LICP Life Sciences Cluster Working Capital	ESD
76845	Sanctuary for Families, Inc.	Economic Empowerment Program for Domestic Violence Victims	DOL
77067	Allied Business Solutions, Inc.	Home Health Aide Training	DOL
77093	Bronx Opera Company	Administrative Workforce Expansion	Arts
77130	BRIC Arts Media Bklyn, Inc.	Community Arts Council and Public Art Festival	Arts
77270	NYC Department of Parks and Recreation	Million Square Feet Green Roof	EFC
72971	Celmatix Inc.	Celmatix Excelsior	ESD
73091	Lafayette 148, Inc.	Lafayette 148 Excelsior	ESD
73473	Rony Elka Vardi Inc. d/b/a Catbird	Catbird Excelsior	ESD
74341	WayUp Inc	WayUp Excelsior	ESD

	Program Name	CFA Award Amount	Total Project Cost	Grant Money Dispersed to Date	Status
	Council on the Arts - Workforce Readiness	\$25,000	\$52,000	\$-	●
	Unemployed Worker Training Program	\$100,000	\$100,000	\$-	●
	Council on the Arts - Workforce Investment	\$30,000	\$233,850	\$-	●
	Council on the Arts - Workforce Readiness	\$34,000	\$45,719	\$-	●
	Unemployed Worker Training Program	\$99,772	\$ 99,772	\$-	●
	Environmental Protection Fund: Parks, Preservation and Heritage Grants	\$500,000	\$1,000,000	\$-	●
	Council on the Arts - Workforce Investment	\$25,000	\$33,500	\$-	●
	Council on the Arts - Arts and Cultural Impact Programming	\$75,000	\$187,000	\$-	●
	Empire State Development Grant Funds	\$150,000	\$2,000,000	\$-	●
	Empire State Development Grant Funds	\$700,000	\$3,529,000	\$-	●
	Council on the Arts - Arts and Cultural Impact Programming	\$ 75,000	\$175,000	\$-	●
	Empire State Development Grant Funds	\$200,000	\$8,530,000	\$-	●
	Council on the Arts - Arts and Cultural Impact Programming	\$68,500	\$165,836	\$-	●
	Unemployed Worker Training Program	\$100,000	\$100,000	\$15,000	●
	Empire State Development Grant Funds	\$3,000,000	\$36,000,000	\$-	●
	ESD - Strategic Planning and Feasibility Studies	\$100,000	\$200,000	\$-	●
	Unemployed Worker Training Program	\$100,000	\$400,000	\$-	●
	Unemployed Worker Training Program	\$99,400	\$99,400	\$-	●
	Council on the Arts - Workforce Investment	\$25,000	\$35,000	\$-	●
	Council on the Arts - Arts and Cultural Impact Programming	\$75,000	\$150,000	\$-	●
	Green Innovation Grant Program	\$850,000	\$956,752	\$-	●
	Excelsior Jobs Program	\$2,790,000	\$6,368,000	\$-	●
	Excelsior Jobs Program	\$500,000	\$10,000,000	\$-	●
	Excelsior Jobs Program	\$400,000	\$700,000	\$-	●
	Excelsior Jobs Program	\$250,000	\$400,000	\$-	●

Application Round VIII			
CFA System Application Number	Applicant Name	Project Name	Agency Name
79990	Orchestrating Dreams, Inc	Workforce Expansion	Arts
80018	Parker Jewish Institute for Health Care and Rehabilitation	Behavior Management for the Certified Nursing Assistant Training	DOL
80027	New York City Department of Parks and Recreation	Randall's Island Living Shoreline Construction	DOS
80117	Leap, Inc.	Brooklyn Workforce Innovations Commercial Driver Training	DOL
80278	Mosholu-Montefiore Community Center, Inc.	Certified Nurse Assistant Training	DOL
80447	New York University	New York University Virtual Reality Capital	ESD
80489	NYCDCC Apprenticeship Journeyman Retraining Educational & Industry Fund	BuildingWorks PreApprenticeship Training	DOL
80493	The Young Men's and Young Women's Hebrew Association	Kaufmann Concert Hall Renovation	ESD
80527	The Door - A Center Of Alternatives, Inc.	Culinary Arts Workforce Development	DOL
80641	Pratt Institute	Brooklyn Fashion Design Accelerator	ESD
80699	Opportunities for a Better Tomorrow, Inc.	Green-wood Masonry Restoration Technician Training Program	DOL
80716	Queens Community House, Inc.	Food Sector Careers Training	DOL
80760	Center for Frontline Retail, Inc.	Pathways to Success in Retail	DOL
80864	New York City Department of Parks and Recreation	Harbor Brook Wetland Restoration Design	DOS
80925	Sunnyside Community Services	SCS Capital Renovations	ESD
80926	Pitkin Avenue District Management Association	Pitkin Avenue Renaissance Program	HCR
80930	Fourth Universalist Society in the City of New York	Roof Replacement	Parks
80999	Project Renewal, Inc.	Next Step Direct Service and Building Maintenance Trainings	DOL
81066	Allied Productions Inc	Workforce Expansion	Arts
81143	Hostos Community College/Research Foundation of CUNY	Certified Nursing Assistant Training	DOL
81210	Trilok Fusion Arts	Funds for TREE Classroom	NYSERDA
81216	South Conduit Property Owner LLC	South Conduit Terminal Logistics Facility	ESD
81543	Young People's Chorus of New York City	Workforce Expansion	Arts

	Program Name	CFA Award Amount	Total Project Cost	Grant Money Dispersed to Date	Status
	Council on the Arts - Workforce Investment	\$50,000	\$80,000	\$-	●
	Existing Employee Training Program	\$36,000	\$59,400	\$-	●
	Local Waterfront Revitalization Program	\$750,000	\$882,353	\$-	●
	Unemployed Worker Training Program	\$100,000	\$246,278	\$-	●
	Unemployed Worker Training Program	\$100,000	\$132,963	\$-	●
	Empire State Development Grant Funds	\$700,000	\$3,469,000	\$-	●
	Unemployed Worker Training Program	\$89,100	\$204,500	\$-	●
	Empire State Development Grant Funds	\$736,000	\$736,000	\$-	●
	Unemployed Worker Training Program	\$99,690	\$191,690	\$-	●
	New York State Business Incubator Program	\$625,000	\$1,962,164	\$-	●
	Unemployed Worker Training Program	\$84,720	\$184,720	\$-	●
	Unemployed Worker Training Program	\$100,000	\$178,063	\$-	●
	Unemployed Worker Training Program	\$100,000	\$260,000	\$-	●
	Local Waterfront Revitalization Program	\$250,000	\$287,500	\$-	●
	Empire State Development Grant Funds	\$750,000	\$750,000	\$-	●
	HCR - New York Main Street	\$250,000	\$443,700	\$-	●
	Environmental Protection Fund: Parks, Preservation and Heritage Grants	\$500,000	\$1,106,300	\$-	●
	Unemployed Worker Training Program	\$100,000	\$180,250	\$-	●
	Council on the Arts - Workforce Investment	\$31,200	\$41,600	\$-	●
	Unemployed Worker Training Program	\$100,000	\$198,202	\$-	●
	Net Zero Energy for Economic Development	\$56,639	\$512,980	\$-	●
	Empire State Development Grant Funds	\$1,000,000	\$124,600,000	\$-	●
	Council on the Arts - Workforce Investment	\$43,333	\$55,683	\$-	●

CFA System Application Number	Applicant Name	Project Name	Agency Name
81554	Atlantic Theater Company	Workforce Training and Development Programs	Arts
81557	Climate Museum	Workforce Expansion	Arts
81573	Brooklyn Botanic Garden	Brooklyn Botanic Garden Marketing	ESD
81600	Manhattan Class Company, Inc.	Workforce Training and Development Programs	Arts
81602	Broadway Stages	Greenpoint Green Roofs Project	EFC
81634	ID Studio Theater Performance and Research Center	Workforce Expansion	Arts
81722	Hot Bread Kitchen, LTD	Bakers in Training	DOL
81759	Woodlawn Conservancy Inc.	Preservation Training Program	DOL
81789	Hostos Community College CUNY	Information Technology Apprenticeship Training	DOL
81875	Jewish Home Lifecare, Manhattan	Geriatric Career Development Program	DOL
81884	ITAC	NYC Contract Manufacturing Market Assessment	ESD
81899	SUNY Maritime College	SUNY Maritime College Seamanship Training Center	ESD
81912	Brooklyn Arts Council	Bringing J'Ouvert Into Daylight	Arts
81938	Sunnyside Community Services, Inc.	Home Health Aide Training	DOL
82125	Council of Jewish Organizations of Flatbush, Inc.	Microsoft Office Specialist Training 2018	DOL
82132	The Studio Museum in Harlem	The Studio Museum Reconstruction	ESD
82149	Exalt Youth	Exalt Youth Headquarters	ESD
82176	AIDS Service Center of Lower Manhattan, Inc.	Peer Training Program	DOL
82193	Bedford Stuyvesant Restoration Construction Corporation	Customer Service Training	DOL
82206	Great Performances Catering/Artists as Waitresses, Inc.	Great Performances Catering Bronx Project	ESD
82212	Wilson Allen Health Careers Institute, Inc.	Entry to Health Careers 2018	DOL
82224	New York Shakespeare Festival	2019 Mobile Unit Season	Arts
82256	Womens Housing and Economic Development Corporation	Bronx Music Hall - This is Bronx Music Working Capital	ESD
82442	New York Career Training School LLC	Home Health Aide Training	DOL
82445	The Osborne Association, Inc.	Worker Training for the Formerly Incarcerated	DOL

	Program Name	CFA Award Amount	Total Project Cost	Grant Money Dispersed to Date	Status
	Council on the Arts - Workforce Readiness	\$64,110	\$85,480	\$-	●
	Council on the Arts - Workforce Investment	\$37,500	\$50,000	\$-	●
	Market New York	\$225,000	\$400,000	\$-	●
	Council on the Arts - Workforce Readiness	\$75,000	\$124,364	\$-	●
	Green Innovation Grant Program	\$1,500,000	\$1,648,991	\$-	●
	Council on the Arts - Workforce Investment	\$30,000	\$40,000	\$-	●
	Unemployed Worker Training Program	\$100,000	\$187,603	\$-	●
	Unemployed Worker Training Program	\$75,000	\$571,649	\$-	●
	Unemployed Worker Training Program	\$100,000	\$100,000	\$-	●
	Unemployed Worker Training Program	\$100,000	\$234,956	\$-	●
	ESD - Strategic Planning and Feasibility Studies	\$100,000	\$200,000	\$-	●
	Empire State Development Grant Funds	\$600,000	\$3,073,000	\$-	●
	Council on the Arts - Arts and Cultural Impact Programming	\$49,500	\$140,500	\$-	●
	Unemployed Worker Training Program	\$100,000	\$126,294	\$-	●
	Unemployed Worker Training Program	\$100,000	\$100,000	\$-	●
	Empire State Development Grant Funds	\$3,544,000	\$141,501,000	\$-	●
	Empire State Development Grant Funds	\$175,000	\$886,683	\$-	●
	Unemployed Worker Training Program	\$100,000	\$166,345	\$-	●
	Unemployed Worker Training Program	\$100,000	\$510,420	\$-	●
	Empire State Development Grant Funds	\$1,000,000	\$4,400,000	\$-	●
	Unemployed Worker Training Program	\$100,000	\$100,000	\$-	●
	Council on the Arts - Arts and Cultural Impact Programming	\$49,500	\$11,141,167	\$-	●
	Market New York	\$152,131	\$208,131	\$-	●
	Unemployed Worker Training Program	\$100,000	\$100,000	\$-	●
	Unemployed Worker Training Program	\$100,000	\$2,257,859	\$-	●

CFA System Application Number	Applicant Name	Project Name	Agency Name
82446	Jewish Community Council of Greater Coney Island Inc.	Haredi Workforce Initiative	DOL
82538	Westchester Care at Home, Inc.	Home Health Aide Certification Training Program	DOL
82590	Icahn School of Medicine at Mount Sinai	Icahn School of Medicine at Mount Sinai Capital	ESD
82600	STRIVE International, Inc	Construction Career Pathways 2018	DOL
82669	Roundabout Theatre Company Inc.	Workforce Training and Development Programs	Arts
82697	The Play Production Company Inc	Workforce Training and Development Programs	Arts
82715	Bronx Documentary Center	Workforce Expansion	Arts
82734	Manhattan Graphics Center	Workforce Expansion	Arts
82753	NYSARC Inc., NYC Chapter	Agency Information Platform Training	DOL
82755	Apollo Theater Foundation, Inc.	Victoria Development Project	Arts
82789	The New York Botanical Garden	New York Botanical Garden Workers Center Capital	ESD
82792	Thalia Spanish Theatre Inc	Workforce Training and Development Programs	Arts
82808	Transport Group Theatre Company, Inc.	Workforce Expansion	Arts
82845	New-York Historical Society	Equality and Justice for All: New Museum Educational Galleries	ESD
82845	New-York Historical Society	Equality and Justice for All: New Museum Educational Galleries	ESD
82845	New-York Historical Society	Equality and Justice for All: New Museum Educational Galleries	Arts
82960	Historic House Trust of New York City, Inc.	Workforce Expansion	Arts
82972	Children's Museum of Manhattan	Children's Museum of Manhattan: A Durable Tourist Attraction	ESD
82982	The Fortune Society, Inc.	Green Building and Transportation Trainings	DOL
83011	New Museum of Contemporary Art	New Museum of Contemporary Art Working Capital	ESD
83014	Games of Change, Inc.	Workforce Training and Development Programs	Arts
83055	New York City Department of City Planning	NYC Comprehensive Waterfront Plan Update	DOS
83056	LaGuardia Community College/The Research Foundation of CUNY	Construction Trades Training	DOL

	Program Name	CFA Award Amount	Total Project Cost	Grant Money Dispersed to Date	Status
	Unemployed Worker Training Program	\$100,000	\$161,854	\$-	●
	Unemployed Worker Training Program	\$88,263	\$88,263	\$-	●
	Empire State Development Grant Funds	\$2,000,000	\$55,000,000	\$-	●
	Unemployed Worker Training Program	\$100,000	\$200,000	\$-	●
	Council on the Arts - Workforce Readiness	\$75,000	\$1,373,387	\$-	●
	Council on the Arts - Workforce Readiness	\$41,250	\$55,000	\$-	●
	Council on the Arts - Workforce Investment	\$50,000	\$108,000	\$-	●
	Council on the Arts - Workforce Investment	\$34,632	\$46,176	\$-	●
	Existing Employee Training Program	\$100,000	\$100,000	\$-	●
	Council on the Arts - Arts & Cultural Facilities Improvement Program - Large Capital Project Fund	\$416,700	\$2,099,125	\$-	●
	Empire State Development Grant Funds	\$2,000,000	\$15,000,000	\$-	●
	Council on the Arts - Workforce Readiness	\$60,000	\$75,000	\$-	●
	Council on the Arts - Workforce Investment	\$23,099	\$40,000	\$-	●
	Empire State Development Grant Funds	\$725,000	\$11,090,760	\$-	●
	Market New York	\$375,000	\$11,465,760	\$-	●
	Council on the Arts - Arts & Cultural Facilities Improvement Program - Large Capital Project Fund	\$250,000	\$11,465,760	\$-	●
	Council on the Arts - Workforce Investment	\$37,500	\$50,000	\$-	●
	Market New York	\$400,000	\$2,088,116	\$-	●
	Unemployed Worker Training Program	\$100,000	\$100,000	\$-	●
	Empire State Development Grant Funds	\$1,370,000	\$68,202,144	\$-	●
	Council on the Arts - Workforce Readiness	\$45,000	\$60,000	\$-	●
	Local Waterfront Revitalization Program	\$424,500	\$511,767	\$-	●
	Unemployed Worker Training Program	\$99,968	\$99,968	\$-	●

CFA System Application Number	Applicant Name	Project Name	Agency Name
83073	Target Margin Theater Inc	Workforce Expansion	Arts
83104	Center for Employment Opportunities, Inc.	Training Opportunities for Unemployed Formerly Incarcerated New Yorkers	DOL
83143	Roulette Intermedium, Inc.	Workforce Training and Development Programs	Arts
83191	Seventh Regiment Armory Conservancy, Inc.	Workforce Training and Development Programs	Arts
83194	Nanotronics Imaging, Inc.	Nanotronics Imaging Project Chip	ESD
83219	Brooklyn Youth Chorus Academy Inc	Workforce Training and Development Programs	Arts
83231	El Barrio's Operation Fightback Inc.	Home Health Aide Training	DOL
83274	New Partners, Inc.	Home Health Aide and Health Coaches Training	DOL
83302	St. Nicks Alliance Corp.	Construction Labor Training	DOL
83324	Pan Asian Repertory Theatre, Inc.	Workforce Expansion	Arts
83328	Jamaica Center for Arts and Learning	Downtown Jazz Festival	Arts
83335	Coalition for Queens	Coalition for Queens Workforce Training Project	ESD
83335	Coalition for Queens, Inc.	Software Developer Training	DOL
83414	Mid Bronx Senior Citizens Council Inc.	Construction Employment Training	DOL
83453	La MaMa Experimental Theatre Club	Major Capital Investment Project	ESD
83520	Calpulli Mexican Dance Company, Inc.	Workforce Expansion	Arts
83557	Queens Museum of Art	Workforce Training and Development Programs	Arts
83602	Long Island City Partnership	LIC Arts Connection	Arts
83625	Queens Economic Development Corporation	Entrepreneur Space Kitchen Incubator	ESD
83632	New York Neo-Futurists	Workforce Expansion	Arts
83663	Per Scholas, Inc.	Information Technology Training 2018	DOL
83668	Dance Theatre Etcetera, Inc.	Workforce Training and Development Programs	Arts
83695	National Black Theatre Workshop, Inc.	NBT Victory Development 2.0	Arts
83718	Leslie-Lohman Museum of Gay and Lesbian Art	Stonewall50 and World Pride NYC Marketing Plan	ESD
83722	Covenant House International	Covenant House Building Project	ESD

	Program Name	CFA Award Amount	Total Project Cost	Grant Money Dispersed to Date	Status
	Council on the Arts - Workforce Investment	\$40,200	\$53,600	\$-	●
	Unemployed Worker Training Program	\$100,000	\$100,000	\$-	●
	Council on the Arts - Workforce Readiness	\$75,000	\$274,000	\$-	●
	Council on the Arts - Workforce Readiness	\$75,000	\$186,202	\$-	●
	Empire State Development Grant Funds	\$2,250,000	\$11,348,980	\$-	●
	Council on the Arts - Workforce Readiness	\$50,000	\$67,190	\$-	●
	Unemployed Worker Training Program	\$100,000	\$100,000	\$-	●
	Existing Employee Training Program	\$100,000	\$150,000	\$-	●
	Unemployed Worker Training Program	\$100,000	\$250,000	\$-	●
	Council on the Arts - Workforce Investment	\$30,000	\$37,500	\$-	●
	Council on the Arts - Arts and Cultural Impact Programming	\$49,500	\$135,000	\$-	●
	Empire State Development Grant Funds	\$150,000	\$750,000	\$-	●
	Unemployed Worker Training Program	\$100,000	\$4,286,000	\$-	●
	Unemployed Worker Training Program	\$100,000	\$199,607	\$-	●
	Market New York	\$200,000	\$17,344,275	\$-	●
	Council on the Arts - Workforce Investment	\$60,000	\$79,000	\$-	●
	Council on the Arts - Workforce Readiness	\$75,000	\$103,022	\$-	●
	Council on the Arts - Arts and Cultural Impact Programming	\$49,500	\$135,000	\$-	●
	New York State Business Incubator Program	\$625,000	\$1,875,000	\$-	●
	Council on the Arts - Workforce Investment	\$27,000	\$35,000	\$-	●
	Unemployed Worker Training Program	\$100,000	\$310,729	\$-	●
	Council on the Arts - Workforce Readiness	\$50,000	\$62,500	\$-	●
	Council on the Arts - Arts & Cultural Facilities Improvement Program (Round 8) - Large Capital Project Fund	\$470,000	\$27,550,000	\$-	●
	Market New York	\$37,500	\$105,000	\$-	●
	Empire State Development Grant Funds	\$2,000,000	\$62,218,785	\$-	●

CFA System Application Number	Applicant Name	Project Name	Agency Name
83736	Philharmonic Symphony Society of New York Inc	Women's Suffrage Commemoration	Arts
83750	Sustainable South Bronx, Inc.	Empowering New Yorkers to Thrive in Green Jobs Fiscal Year 2019	DOL
83751	The Laundromat Project Inc	Workforce Expansion	Arts
83774	Heritage of Pride	World Pride 2019 and Stonewall 50 Working Capital	ESD
83845	New-York Historical Society	Workforce Training and Development Programs	Arts
83852	The Universal Hip Hop Museum	The Universal Hip Hop Museum / BronxPoint Working Capital	ESD
83960	Loisaida, Inc.	Workforce Expansion	Arts
83988	Fiji Theater Company, Inc.	Workforce Training and Development Programs	Arts
84012	Brooklyn Alliance, Inc.	Metal Works Training	DOL
84018	Alliance Computing Solutions, Inc.	Clinical Medical Assistant Training	DOL
84128	Science and Arts Engagement New York, Inc.	Harlem Gallery of Science	ESD
84128	Science and Arts Engagement New York, Inc.	Workforce Expansion	Arts
84139	Nontraditional Employment for Women	Construction Trades Apprenticeship Training	DOL
84144	New Museum of Contemporary Art	New Museum Facilities Expansion	Arts
84164	Ugly Duckling Presse, Ltd.	Workforce Training and Development Programs	Arts
84180	Protestant Episcopal Church of Saint Peter in the City of New York	St. Peters Rectory Restoration	Parks
84185	Arthur Aviles Typical Theatre	Workforce Expansion	Arts
84221	CAMBA, Inc.	Secure Path	DOL
84259	Bellevue Literary Press, Inc.	Workforce Expansion	Arts
84315	American Symphony Orchestra League	Workforce Training and Development Programs	Arts
84349	Council on the Arts & Humanities for Staten Island	Cinema Connex	Arts
84387	Pregones Touring Puerto Rican Theatre Collection	TORCHED! A People's History of the Bronx Fires	Arts
84464	African Film Festival	Workforce Expansion	Arts

	Program Name	CFA Award Amount	Total Project Cost	Grant Money Dispersed to Date	Status
	Council on the Arts - Arts and Cultural Impact Programming	\$49,500	\$150,000	\$-	●
	Unemployed Worker Training Program	\$100,000	\$505,400	\$-	●
	Council on the Arts - Workforce Investment	\$30,000	\$41,421	\$-	●
	Market New York	\$687,500	\$2,039,900	\$-	●
	Council on the Arts - Workforce Readiness	\$75,000	\$141,899	\$-	●
	Market New York	\$75,000	\$100,000	\$-	●
	Council on the Arts - Workforce Investment	\$45,000	\$60,000	\$-	●
	Council on the Arts - Workforce Readiness	\$48,000	\$64,000	\$-	●
	Unemployed Worker Training Program	\$100,000	\$297,500	\$-	●
	Unemployed Worker Training Program	\$100,000	\$100,000	\$-	●
	Empire State Development Grant Funds	\$1,000,000	\$5,000,000	\$-	●
	Council on the Arts - Workforce Investment	\$75,000	\$5,075,000	\$-	●
	Unemployed Worker Training Program	\$70,000	\$2,621,000	\$-	●
	Council on the Arts - Arts & Cultural Facilities Improvement Program (Round 8) - Large Capital Project Fund	\$470,000	\$77,157,976	\$-	●
	Council on the Arts - Workforce Readiness (Round 8)	\$45,000	\$60,916	\$-	●
	Environmental Protection Fund: Parks, Preservation and Heritage Grants	\$500,000	\$1,834,057	\$-	●
	Council on the Arts - Workforce Investment (Round 8)	\$45,000	\$60,000	\$-	●
	Unemployed Worker Training Program	\$100,000	\$100,000	\$-	●
	Council on the Arts - Workforce Investment (Round 8)	\$43,875	\$58,500	\$-	●
	Council on the Arts - Workforce Readiness (Round 8)	\$55,000	\$79,525	\$-	●
	Council on the Arts - Arts and Cultural Impact Programming (Round 8)	\$35,000	\$192,131	\$-	●
	Council on the Arts - Arts and Cultural Impact Programming (Round 8)	\$49,500	\$175,000	\$-	●
	Council on the Arts - Workforce Investment (Round 8)	\$45,000	\$60,000	\$-	●

CFA System Application Number	Applicant Name	Project Name	Agency Name
84480	Sanctuary for Families, Inc.	Economic Empowerment Program for Domestic Violence Victims	DOL
84542	Cumbe Center for African and Diaspora Dance	Workforce Expansion	Arts
84546	Third Street Music School Settlement	Workforce Training and Development Programs	Arts
84555	CO/LAB Theater Group, Inc.	Workforce Expansion	Arts
84570	Bedford Stuyvesant Restoration Corporation	Bedford Stuyvesant Tourism Development Plan	ESD
84781	Premiere Services Management	Certified Nurse Aide Training	DOL
84793	Center for Traditional Music and Dance	Messages of Hope	Arts
84798	LaGuardia Community College	NYDesigns at LaGuardia Community College	ESD
84820	Sunnyside District Management Association	Sunnyside Small Business Revitalization through Public Arts	Arts
84830	BRIC Arts Media Bklyn, Inc.	BRIC Community Corps	Arts
84850	Museum of the City of New York	Workforce Training and Development Programs	Arts
82228	Leverton Corporation	Leverton Expansion	ESD
84264	Rise Products, Inc.	Rise Expansion	ESD
84699	Square Roots Urban Growers, Inc.	Square Roots Urban Growers Farming Cluster Project	ESD
80397	Greenhouse Software, Inc.	Greenhouse Software, Inc.	ESD
89752	Bartlett Dairy, Inc.	Bartlett Dairy, Inc.	ESD
86002	Tommy John, Inc.	Tommy John, Inc.	ESD
85648	Project Georgia	Hudson River Trading LLC	ESD
90458	DNVB Inc. dba Thursday Boot Company	DNVB Inc. dba Thursday Boot Company	ESD
PIW	Teads Inc.	Teads Inc.	ESD
PIW	Assembly Brands, Inc.	Assembly Brands, Inc.	ESD
PIW	Sakara Life, Inc.	Sakara Life, Inc.	ESD
PIW	Beyond Better Foods, LLC	Beyond Better Foods, LLC	ESD

*Time-sensitive projects with "PIW" listed under "CFA System Application Number" have not yet filed a formal Consolidated Funding Application, but have submitted a preliminary Project Information Worksheet ("PIW") to Empire State Development.

	Program Name	CFA Award Amount	Total Project Cost	Grant Money Dispersed to Date	Status
	Unemployed Worker Training Program	\$100,000	\$223,000	\$-	●
	Council on the Arts - Workforce Investment (Round 8)	\$45,000	\$56,250	\$-	●
	Council on the Arts - Workforce Readiness (Round 8)	\$44,700	\$59,600	\$-	●
	Council on the Arts - Workforce Investment (Round 8)	\$50,000	\$86,000	\$-	●
	Market New York	\$75,000	\$100,000	\$-	●
	Unemployed Worker Training Program	\$100,000	\$100,000	\$-	●
	Council on the Arts - Arts and Cultural Impact Programming (Round 8)	\$48,600	\$97,200	\$-	●
	New York State Business Incubator Program	\$625,000	\$1,875,000	\$-	●
	Council on the Arts - Arts and Cultural Impact Programming (Round 8)	\$25,000	\$50,000	\$-	●
	Council on the Arts - Arts and Cultural Impact Programming (Round 8)	\$49,500	\$122,750	\$-	●
	Council on the Arts - Workforce Readiness (Round 8)	\$67,500	\$100,000	\$-	●
	Excelsior Jobs Program	\$34,250	\$1,839,000	\$-	●
	Excelsior Jobs Program	\$580,000	\$580,000	\$-	●
	Excelsior Jobs Program	\$122,500	\$122,500	\$-	●
	Excelsior Jobs Program	\$800,000	\$6,426,000	\$-	●
	Excelsior Jobs Program	\$1,300,000	\$15,597,663	\$-	●
	Excelsior Jobs Program	\$2,000,000	\$3,033,000	\$-	●
	Excelsior Jobs Program	\$3,000,000	\$40,000,000	\$-	●
	Excelsior Jobs Program	\$1,500,000	\$300,000	\$-	●
	Excelsior Jobs Program	\$750,000	\$1,700,000	\$-	●
	Excelsior Jobs Program	\$2,180,000	\$12,737,500	\$-	●
	Excelsior Jobs Program	\$2,300,000	\$2,110,000	\$-	●
	Excelsior Jobs Program	\$675,000	\$11,177,000	\$-	●

PHOTO CREDITS

Cover: Show the Good, <https://showthegood.com/>

Message from the Co-Chairs: unsplash.com/@fbazanegue, licensed under Unsplash <https://unsplash.com/license>

p. 4: @digitalunknown

p. 6: Show the Good, <https://showthegood.com/>

p. 7: Courtesy of Exalt

pp. 8-9: unsplash.com/@mannyribera13, licensed under Unsplash <https://unsplash.com/license>

p. 14: Show the Good, <https://showthegood.com/>

p. 16: Courtesy of ESD

p. 17: Show the Good, <https://showthegood.com/>

p. 18: Courtesy of Henry Street Settlement

p. 19: Show the Good, <https://showthegood.com/>

p. 20: Show the Good, <https://showthegood.com/>

p. 21: Courtesy of SUNY Maritime College; Courtesy of The Studio Museum in Harlem

pp. 30-31: unsplash.com/@joshappel, licensed under Unsplash <https://unsplash.com/license>

p. 44: Stocksy.com, Royalty-Free License

p. 45: Courtesy of the Alexandria Center for Life Science and BioLabs@NYULangone

p. 46: Courtesy of New York Proton Center

p. 48: Courtesy of New York Proton Center; @carawillenbrock

p. 50: BioBat Art Space, On White Wall

p. 51: @digitalunknown

p. 52: Courtesy of MNLA

p. 53: @digitalunknown

p. 54: Courtesy of the Thomas A. Edison Career and Technical Education High School http://www.thomasedisonhs.org/cte_gallery.html

p. 55: Courtesy of Amazon <https://press.aboutamazon.com/images-videos>

pp. 64-65: unsplash.com/@pho_2_graph, licensed under Unsplash <https://unsplash.com/license>

p. 66: Courtesy of Catbird <https://www.catbirdnyc.com/our-jewelry-studio>

p. 79: unsplash.com/@raffyroy212, licensed under Unsplash <https://unsplash.com/license>

p. 88: Courtesy of the Adams Street Library

p. 89: Courtesy of the Tenement Museum <https://www.tenement.org/tour/exploring-97-orchard-street/>

p. 90: @carawillenbrock

p. 94: Courtesy of the St. George Theatre

p. 96: Courtesy of the College of Staten Island

p. 97: Staten Island Advance/Virginia N. Sherry <https://www.silive.com/news/2019/06/effort-to-create-north-shore-business-improvement-district-underway.html>

p. 99: Borough Hall - Staten Island, Shannon McGee, <https://flic.kr/p/gdTHmY>, licensed under CC BY-SA 2.0 <https://creativecommons.org/licenses/by-sa/2.0/>



**Regional Economic
Development Councils**